



Architectural Systems

ALUMINUM | IMPACT SERIES 800 | SERIES 3000 | SERIES 3500



“PGT values the importance of serving the community because we are part of the community. We engineer products we would want in our own homes, nothing less.”

– Rod Hershberger, President & CEO

A TRADITION OF EXCEPTIONAL PRODUCTS, RELIABILITY, AND SERVICE

Founded in 1980, PGT® pioneered the U.S. impact-resistant window and door segment, growing from just four employees to approximately 1,500 at its manufacturing facility in Venice, Florida.

Today, PGT offers a total of 12 different high quality window and door lines.

Hurricane protection, security against intruders, noise reduction, UV filtering, energy efficiency, affordability, and style are some of the most notable benefits that PGT's products have to offer.

When you choose PGT products for your home or business, you can always expect top design, improved energy efficiency and extraordinary strength for the life of your investment.

You can have the confidence that PGT will not just meet, but exceed your expectations.

SEE WHAT'S INSIDE

2	▶ PGT'S ADDED VALUE
4	▶ STRENGTH
6	▶ RELIABILITY
8	▶ EFFORTLESS PROTECTION
10	▶ CUSTOMIZATION
12	▶ THE PGT® ARCHITECTURAL SYSTEMS DIFFERENCE
18	▶ PRODUCT STYLES
27	▶ GLOSSARY OF TERMS





VALUE

YOUR SINGLE SOURCE FOR HIGH PERFORMANCE

Selecting new windows and doors is an important decision, especially when you want a balance of beauty, strength and performance.

PGT® Architectural Systems products feature:

- Heavy-duty extruded aluminum frame
- Mechanically fastened corners
- Corrosion-resistant, stainless steel hardware and fasteners
- Laminated glass
- Powder coat paint

With PGT's Architectural Systems products, you can achieve wide-span views without compromising on strength and design pressure.



TO KNOW OUR PRODUCTS IS TO KNOW OUR PROMISE

PGT® is the authority on impact-resistance. Our expertise is founded from our collaboration with Miami-Dade County to establish testing protocols for impact-resistant products. As a result of this partnership, in 1996 PGT became the first manufacturer to offer a full-suite of impact-resistant windows and doors that are – to this day – among the strongest, safest, and most reliable products in the industry.

From design to delivery, we oversee every step in our manufacturing process to ensure unsurpassed quality in every product we make. Our reputation is built on the dedication to superior materials, service and results we bring to your project for a difference you can count on.



STRENGTH

PERFORMANCE TESTING

PGT® is dedicated to earning your confidence in our products. For this reason, we test our windows and doors to confirm that they meet the exacting standards of the industry's most respected accredited organizations. These certifications ensure you that PGT stands behind every product we manufacture for your home.

PGT Architectural Systems product certifications, ratings, and testing include:

- International Building Code
- Florida Product Approval
- AAMA Tested / Keystone Certified
- STC (Sound Transmission Class)

MIAMI-DADE COUNTY
APPROVED



PGT® holds more Miami-Dade certifications than any other window manufacturer.

DESIGNED FOR STRENGTH

PGT® invests hundreds of hours into testing the designs of our windows and doors to ensure that all of our products will perform at their optimum level for many years to come.

Each PGT Architectural Systems window and door is tested to meet or exceed the International Building Code for:

- Air infiltration
- Deglazing
- Structural integrity
- Water resistance
- Forced-entry resistance
- Small and large missile impact protection



RELIABILITY

ENGINEERED TO MEET HURRICANES HEAD-ON

When a storm threatens, PGT® Architectural Systems products have you protected without lifting a finger. The products within these lines that feature laminated glass are comprised of two panes of glass bonded together with a strong, clear interlayer for effortless impact-resistance.

PGT Architectural Systems products with laminated glass also eliminate the need for unsightly, hard-to-install shutters – saving you valuable time, energy and money, while improving the curb appeal of your home or business.



The combination of laminated glass and heavy-duty frames in PGT® Architectural Systems products provides superior protection – safeguarding you from flying debris and high winds.

SUPERIOR PROTECTION BACKED BY SUPERIOR WARRANTIES

PGT® operates on the premise that promises are made to be kept. That is why our Architectural Systems products are backed by some of the best warranties in the industry.

Series 800 and 3000 products include:

- 3-year warranty on the frame and component parts
- Limited lifetime warranty on the insulating glass unit

Series 3500 products include:

- 5-year warranty on the frame and component parts
- 1-year warranty on the hardware
- 5-year warranty on the laminated glass unit
- 10-year warranty on the insulating glass unit



PROTECT

WHETHER YOU ARE HOME OR NOT, YOU ARE PROTECTED

PGT® Architectural Systems impact-resistant products provide effortless protection against hurricane-force winds, flying debris and other year-round elements. In addition, the strong, clear interlayer we use provides extra benefits you may not have even thought about:

- Security against vandals, thieves and intruders
- Dramatic noise reduction
- 99% reduction in the fading inside your home or business caused by UV light
- Improved energy efficiency

Our impact-resistant aluminum products also contribute to reduced insurance premiums. Contact your insurance provider to see if you qualify for discounts.



PGT's Architectural Systems laminated glass blocks 99% of UV rays, reduces outside noise, and deters intruders, giving you the protection you want with the value and beauty you seek.

MAXIMIZE YOUR ENERGY OPTIONS

PGT® Architectural Systems products offer multiple opportunities to save on energy costs, including:

- **Insulating or laminated insulating glass** which provides an additional layer of insulation between the inside and outside of your home or business
- **High-performance Low-E** to deflect solar heat gain and keep unwanted heat outside
- **Glass tints** that are effective at reducing heat transmitted through your windows
- **Argon gas** which helps reflect outside heat and regulate indoor temperatures



CUSTOM

TAILORED EXACTLY TO YOUR NEEDS

No two projects are ever the same. That's why each product we make for you is custom tailored to match the exact specifications of your space. No matter the size of a project, all PGT® products meet our strict standards of quality, because your satisfaction and safety are our top priority.

SELECTIONS TO FIT ANY APPLICATION

PGT® Architectural Systems windows and doors are designed for every environment with choices of:

- Frame colors
- Glass tints
- Grid styles and patterns*
- Low-E
- Privacy glass
- Sea Turtle Protection Code glass options

*Available for select styles only. Ask your dealer for more details.

WHAT PGT® ARCHITECTURAL SYSTEMS MEANS TO YOU



During a hurricane, flying debris can shatter the glass in regular windows and doors, resulting in wind and water damage inside your home or business. PGT's Architectural Systems products with laminated glass can withstand repeated impact from a nine-pound 2' x 4' beam traveling at 34 miles per hour, followed by hurricane-force winds. Even if the glass is damaged, it will remain secure in its frame and continue to keep the elements outside.



Breaking a window is the most common means of entry for an intruder. While non-impact resistant glass shatters easily upon contact and offers little resistance, the durable interlayer of Architectural Systems products with laminated glass will keep the glass in place and provide an additional barrier that deters intruders.



Constant exposure to the sun's UV rays can dramatically fade your furnishings. The clear interlayer used in Architectural Systems products with laminated glass filters 99% of these UV rays, helping your furniture, carpet, artwork and drapes retain their original beauty.



Outside noise is often something you have little control over. However, PGT's Architectural Systems windows and doors with laminated glass significantly reduce ambient noise by absorbing sound rather than transmitting it, which keeps outside disruptions where they belong.

GLASS TYPE COMPARISON



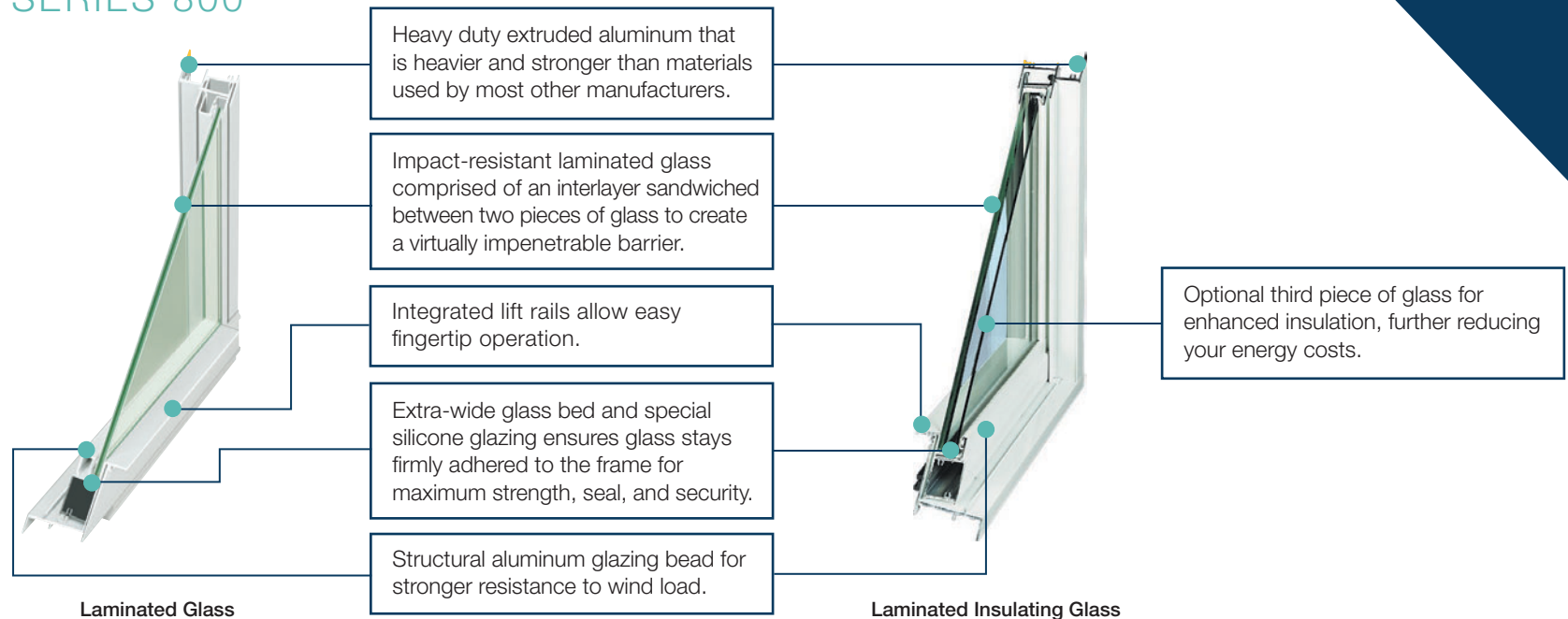
Laminated Glass

Single Pane Glass

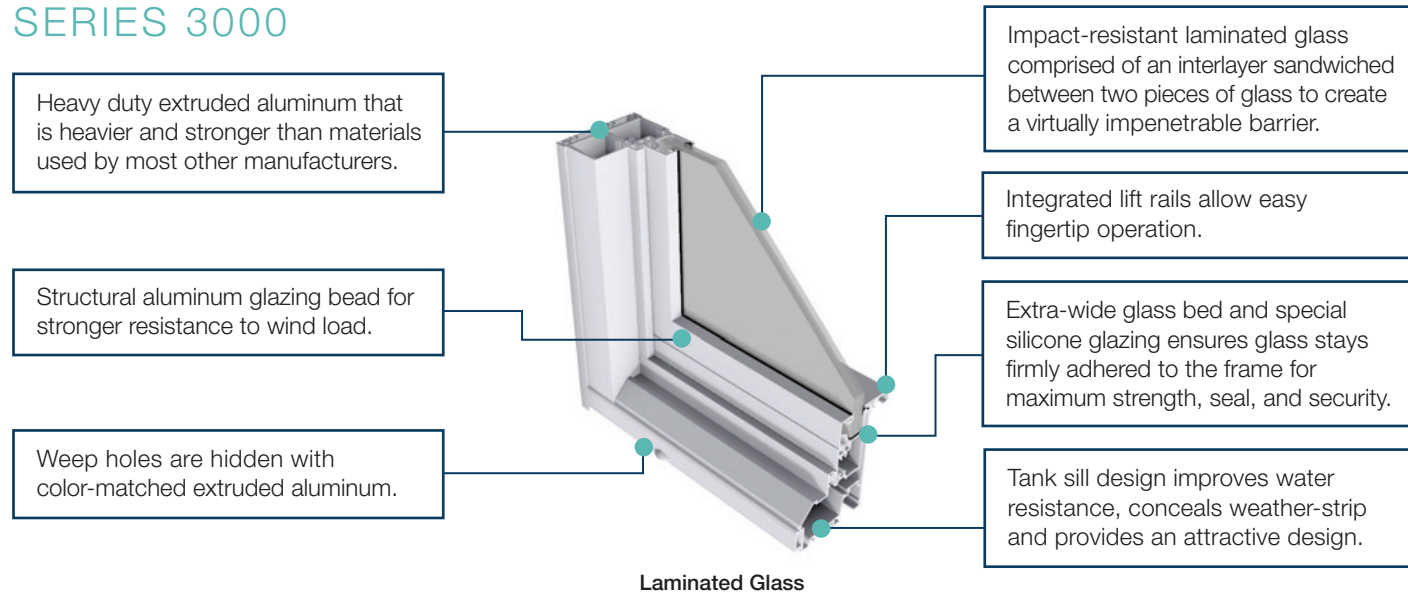
Glass breakage patterns can vary greatly depending on the treatment and construction of the glass used in a window or door. Architectural Systems products include *laminated glass* which may crack if impacted, but will keep the glass pieces adhered to the laminate and secure in the frame. Conversely, *single pane* annealed glass will fracture into large shards and will not be held in the frame after breaking.



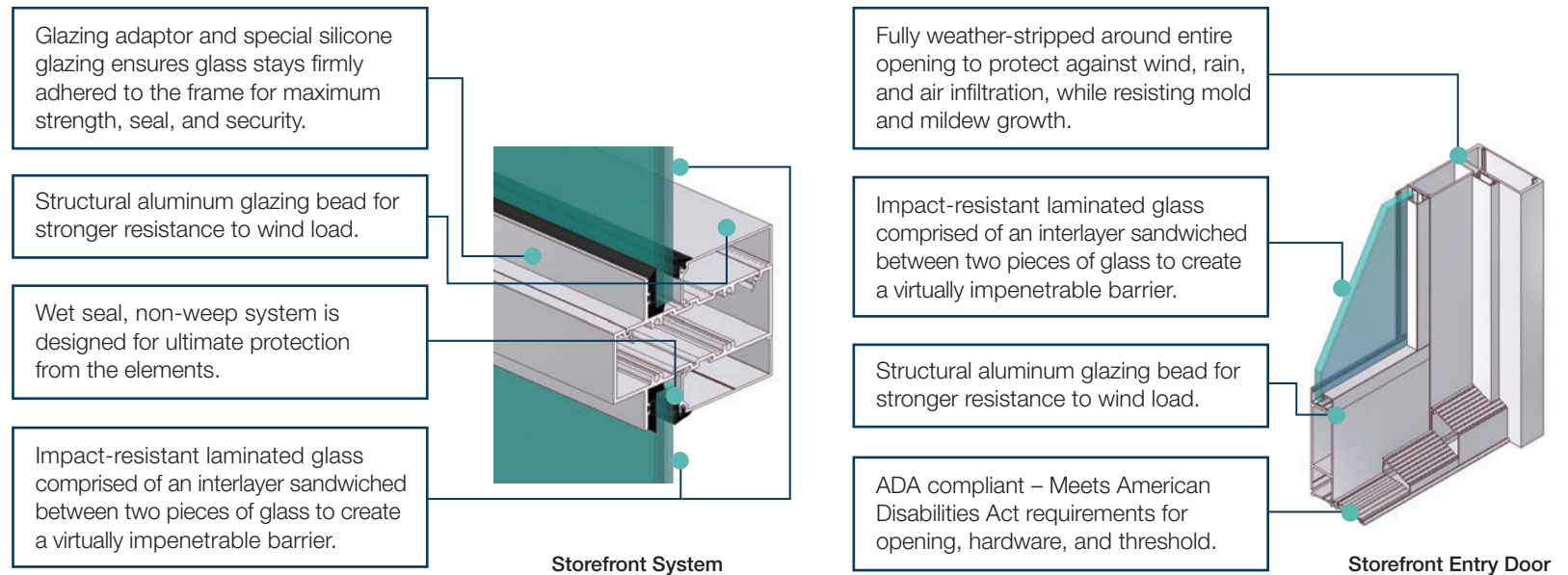
SERIES 800



SERIES 3000



SERIES 3500



IMPRESSIVE WINDOWS ARE JUST THE BEGINNING

PGT® Architectural Systems products with laminated glass do more than just enhance the aesthetics of your home or business – they offer a complete package of defense from:

- Hurricane damage
- Intruders
- Outside noise
- UV rays

High-quality materials used in our contemporary line of aluminum products include:

- Laminated glass that eliminates the need for hurricane shutters or plywood
- Heavy-duty extruded aluminum that is heavier and stronger than materials used by most other manufacturers
- Mechanically fastened corners that increase the strength of the overall product
- Corrosion-resistant, stainless steel hardware that will stand up to even the harshest coastal environments

This robust construction makes our Architectural Systems products ideal for both residential use and commercial projects.

POWDER-COAT PAINT FINISH

When it comes to paint finishes, not all processes are created equal. PGT Architectural Systems products come standard with a powder-coat paint finish that provides:

Color Retention

- Naturally resistant to fading and wearing
- Withstands exposure to natural elements

Quality

- Identical color from batch to batch
- Single-pass application ensures a uniform coat
- Thicker, stronger coatings eliminate runs and drips

Durability

- Resistant to scratching and corrosion
- Tested to continuously withstand salt water, heat, light and moisture exposure

Low Environmental Impact

- 100% solvent-free
- No VOCs or heavy toxic metals

SERIES 800 WINDOW GRID STYLES



Raised / Flat Bar

- 1" wide raised muntin applied to exterior
- 1" wide flat bar applied to interior



Raised / Low Profile Ogee

- 1" wide raised ogee applied to exterior
- 1" wide low profile ogee applied to interior



Flat Bar

- 1" wide flat bar applied to exterior
- 1" wide flat bar applied to interior



Flat Grid

- 9/16" wide flat grid between the glass

SERIES 800 DOOR GRID STYLES



Raised / Flat Bar

- 1" wide raised muntin applied to exterior
- 1" wide flat bar applied to interior



Raised / Low Profile Ogee

- 1" wide raised ogee applied to exterior
- 1" wide low profile ogee applied to interior



Raised / Raised Ogee

- 1" wide raised ogee applied to exterior
- 1" wide raised ogee applied to interior




Flat Grid

- 9/16" wide flat grid between the glass



Low Profile Traditional Simulated Divided Lite

- 1" wide low profile ogee applied to exterior & interior
- 9/16" wide flat white grid between the glass



Traditional Simulated Divided Lite

- 1" wide raised ogee applied to exterior & interior
- 9/16" wide flat white grid between the glass

SERIES 3000 WINDOW GRID STYLES



Raised / Flat Bar

- 1" wide raised muntin applied to exterior
- 1" wide flat bar applied to interior



Raised / Low Profile Ogee

- 1" wide raised ogee applied to exterior
- 1" wide low profile ogee applied to interior



Flat Bar

- 1" wide flat bar applied to exterior
- 1" wide flat bar applied to interior



Raised / Flat Bar

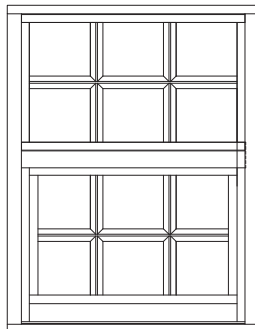
- 2" wide raised muntin applied to exterior
- 2" wide flat bar applied to interior



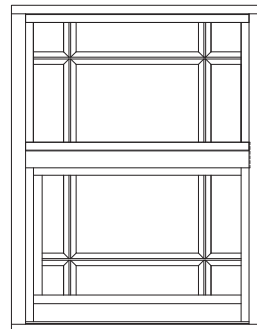
Flat Bar

- 2" wide flat bar applied to exterior
- 2" wide flat bar applied to interior

GRID PATTERNS



Standard



Brittany/Prairie

STANDARD FEATURES

Windows in this series come standard with clear laminated glass and a white or bronze frame that is ideal for new construction and remodeling projects. Operable windows also include a screen with 1816 mesh.

Standard Frame Colors



White



Bronze

PREMIUM OPTIONS

Glass

- Tempered glass
- Heat strengthened glass
- Laminated insulating glass
- Privacy glass
 - Obscure (textured for enhanced privacy)
 - White Interlayer (opaque interlayer for enhanced privacy)
- Popular glass tints
 - Solarban® 60
 - Solarban® 70XL
- Argon gas

Frame Colors



Clear Anodize


SINGLE HUNG (SH800)

Pre-tensioned spiral balance system

- Provides smooth, easy opening and closing

Integrated lift rails and deluxe swivel locks

- Allow easy fingertip operation



Proview/Oriel



HORIZONTAL ROLLER (HR810)

Available in 2-lite configuration

- Operation viewed from outside

Low-friction brass tandem rollers in a nylon housing

- Provide smooth, durable, adjustable operation

Removable sash design

- For easy exterior cleaning



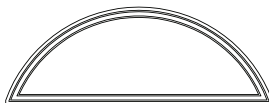
PICTURE WINDOW / FIXED LITE ARCHITECTURAL (PW/AR820)

Available in a variety of shapes & sizes

- Provides maximum amount of light
- Can serve as standalone or companion window

Installation covers

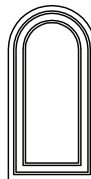
- For a complete, clean appearance



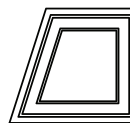
Half Circle



Eyebrow



Arch



Trapezoid

Other standard and custom shapes available.



STANDARD FEATURES

Doors in this series come standard with clear, tempered or heat strengthened glass and a white or bronze frame that is ideal for new construction and remodeling projects.

Standard Frame Colors



White



Bronze

PREMIUM OPTIONS


Glass

- Privacy glass
 - Obscure (textured for enhanced privacy)
 - White Interlayer (opaque interlayer for enhanced privacy)
- Popular glass tints
 - Solarban® 60
 - Solarban® 70XL
- Argon gas

Frame Colors



Clear Anodize



Arizona Beige*



Pebble Khaki*



Venetian
Bronze*

*Available for select styles only.
Ask your dealer for more details.

SLIDING GLASS DOOR (SGD670HP/770HP)

Glass performance

- Series 670HP features non-impact single pane glass and may be upgraded to non-impact insulating glass
- Series 770HP features impact-resistant laminated glass and may be upgraded to impact-resistant laminated insulating glass

Panels up to 4' x 9' or 5' x 8'

- Sizes available for every opening

By-pass and pocket door configurations

- Customizable with multiple tracks up to 4 panels

Dual-point locking mechanism

- Provides added security for your home by restricting panels from being lifted off the tracks

Heavy-duty tandem rollers

- Allow easy opening with just your fingertips

Hidden installation and assembly screws

- Deliver a sleek, finished appearance

Your choice of raised pull handles or recessed pulls



Crystal Achievement
Award-winning
Design



STANDARD FEATURES

Products in this series come standard with clear laminated glass and a patio white, southern bronze or clear anodize frame that is ideal for new construction and remodeling projects. Narrow sightlines of these windows and doors offer unobstructed views without compromising structural integrity. Operable windows also include a screen with 1816 mesh.

Standard Frame Colors



Patio White



Southern Bronze



Clear Anodize

PREMIUM OPTIONS

Glass

- Laminated insulating glass*
- Privacy glass
 - Obscure (textured for enhanced privacy)
 - White Interlayer (opaque interlayer for enhanced privacy)
- Popular glass tints
- Hi-performance Low-E
 - Solarban® 60
 - Solarban® 70XL
- Argon gas*

Frame Colors

- Custom frame colors available upon request

*Available for select styles only. Ask your dealer for more details.

SINGLE HUNG (SH3000)

Class 5, pre-tensioned spiral balance system


- Counterbalances 70% of the window sash weight for the easiest, smoothest opening and closing

Integrated lift rails

- Allow easy fingertip operation

Concealed weather-strip and weep holes

- Keep elements out without detracting from the window's appearance



Proview/Oriel



PICTURE WINDOW / FIXED LITE ARCHITECTURAL (PW/AR3020)

Available in multiple shapes

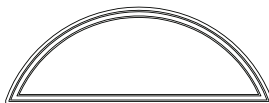
- Provides maximum amount of light
- Can serve as standalone or companion window

Maximum sizes up to 72" x 120"

- Amazing, uninterrupted views and a great source of natural light

Installation covers

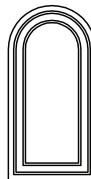
- For a complete, clean appearance



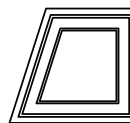
Half Circle



Eyebrow



Arch



Trapezoid

Other standard and custom shapes available.



SLIDING GLASS DOOR (SGD3030)

Panels up to 4' x 10' or 5' x 9'

- Sizes available for every opening

By-pass and pocket door configurations

- Customizable with multiple tracks up to 4 panels

Dual-point locking mechanism

- Provides added security for your home by restricting panels from being lifted off the tracks

Anti-slam lock protection feature

- Prevents locking mechanism from being damaged when doors are closed while the lock is extended

Heavy-duty tandem rollers

- Allow exceptionally smooth, stable, and quiet operation with just your fingertips
- Double sealing extends life of the bearing for many years

Hidden installation and assembly screws

- Deliver a sleek, finished appearance

High quality, stylish pull handles

Optional box screens available



STANDARD FEATURES

Products in this series come standard with clear laminated glass and a white, bronze or clear anodize frame that is ideal for new construction and remodeling projects.

Standard Frame Colors



White



Bronze



Clear Anodize

PREMIUM OPTIONS

Glass

- Laminated insulating glass
- Privacy glass
 - Obscure (textured for enhanced privacy)
 - White Interlayer (opaque interlayer for enhanced privacy)
- Popular glass tints
- Hi-performance Low-E
 - Solarban® 60
 - Solarban® 70XL
- Argon gas

Frame Colors

- Custom frame colors available upon request

STOREFRONT SYSTEM (SS3500)

Available in single or multiple panel configurations

- Ideal for use in conjunction with the Storefront Entry Door

Maximum size up to 5' x 12'

- Amazing, uninterrupted views and a great source of natural light

Wet seal, non-weep system

- Prevents water from penetrating the frame and offers ultimate protection from the elements



STOREFRONT ENTRY DOOR / TERRACE DOOR (SE3550)

Pre-hung

- Available as a single or double door

5-ply hook-bolt locking mechanism

- ½" stainless steel bolts secure the door to the frame or adjoining door in three places for exceptional security and protection

Heavy-duty, stainless steel, non-removable pin hinges

- Provides additional security by restricting door from being removed from frame

American Disabilities Act (ADA)-compliant

- Meets requirements for opening, hardware, and threshold

Hardware

- Storefront Entry Door features a push / pull bar and may be upgraded to a panic bar
- Terrace Door features high-quality, stylish, contemporary lever handles with a 3-point active locking mechanism

Optional heavy-duty surface mount or concealed closers

- Designed for high traffic applications

Optional transom

- For additional design options



Storefront Entry Door



Terrace Door

AAMA: American Architectural Manufacturers Association. A national trade association that establishes voluntary standards for the window, door, storefront, curtain wall, and skylight industries.

Annealed glass: Standard sheet of float glass which has not been heat-treated.

Argon gas: Argon is a safe, odorless, colorless, non-toxic, non-flammable inert gas that is commonly used in place of air between the glass panes of an insulated Low-E glass unit to reduce temperature transfer.

Box screen: A heavy duty sliding glass door screen frame that simulates the actual glass panels. It is typically similar in size and shape to the glass door panels.

By-pass door: A sliding door that has two or more panels that can slide horizontally in either direction in upper and lower tracks.

Corrosion-resistant: Refers to how well a substance can withstand damage caused by oxidization or other chemical reactions.

Design load: Wind load pressure, usually expressed in pounds per square foot (psf). Equal to 2/3 of the Structural Test Load.

Design pressure: See Design load.

Energy Star: ENERGY STAR® is an independent U.S. government program establishing a standard set of guidelines to recognize the energy efficiency of various products. ENERGY STAR® guidelines are used in conjunction with a variety of building materials, including windows and patio doors.

Florida Product Approval: A series of tests performed by a State of Florida approved testing lab to ensure certain building components meet Florida standards.

Forced-entry resistance: The test methods intended to establish a measure of resistance for window assemblies subjected to attacks, other than by impact.

Impact resistant: Shatter-resistant glass, when the outer glass breaks the shattered pieces will adhere to an intermediate layer of a shatterproof membrane.

Installation screw cover: An aluminum or vinyl cover that snaps on the main frame to cover install fasteners; used both vertically and horizontally.

Insulating glass: Window panes separated by an air or other gas filled space to reduce heat transfer.

Interlayer: A shatterproof membrane sandwiched between two panes of glass.

International Building Code: A model building code developed by the International Code Council that has been adopted throughout most of the United States.

Laminated glass: Comprised of two panes of glass bonded together with a strong clear interlayer.

Large Missile Impact: Test used on windows and doors in which a 9lb 2x4 traveling at 50 ft per second is propelled at a speed of 34 mph into test subject.

Lift rail: A handhold for raising and lowering the sash. Rail implies that the handhold is continuous across the sash.

Low-E (Emissivity) glass: Glass with a transparent metallic oxide coating applied onto or into a glass surface. The coating typically allows short-wave energy to pass through but reflects long-wave infrared energy which improves the U-value.

Miami-Dade Notice of Acceptance: Protocol for testing windows for impact by large or small missiles.

Mortise lock: A lock that is recessed in the edge of a stile and has a throw hook that engages with a keeper.

Obscure glass: Glass that has been made translucent instead of transparent.

Operable window: Window that can be opened for ventilation.

Powder coat paint: A free-flowing, dry powder that is typically applied electrostatically. It is then cured under heat and used to create a hard finish that is tougher than conventional paint.

Sea Turtle Protection Code: Lighting ordinance to protect Sea Turtles along the Florida coastline during nesting season by restricting the amount of light permitted through windows and doors.

Small Missile Impact: Test used on windows where it has been exposed to various impacts with 10 ball bearings traveling at a speed of 80 feet per second (50 mph).

Sound Transmission Class (STC): The sound transmission loss rating of a material over a selected range of sound frequencies. The higher the number, the less sound is transmitted.

Tempered glass: Treated glass that is strengthened by reheating it to just below the melting point and then suddenly cooling it. When shattered, it breaks into small pieces. Approximately four times stronger than standard annealed glass; is required as safety glazing in patio doors, entrance doors, side lights, and other hazardous locations. It cannot be recut after tempering.

Tinted glass: Glass colored by incorporation of a mineral admixture. Any tinting reduces both visual and radiant transmittance.

Ultra-violet (UV): The invisible rays of the spectrum that are outside of the visible spectrum at its short-wavelength violet end. Ultraviolet rays are found in everyday sunlight and can cause fading of paint finishes, carpets, and fabrics.

Water resistance: Measurement of water infiltration through the window or door. Water leakage is not allowed to achieve certification.

pgtindustries.com

