














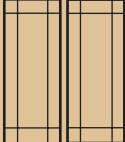


## SIZE CHART & STANDARD COLONIAL CONFIGURATIONS

	X			XX			
DOOR WIDTH	31 <sup>1</sup> / <sub>2</sub>	33 <sup>1</sup> / <sub>2</sub>	37 <sup>1</sup> / <sub>2</sub>	47 <sup>3</sup> / <sub>4</sub>	59 <sup>3</sup> / <sub>4</sub>	63 <sup>3</sup> / <sub>4</sub>	71 <sup>3</sup> / <sub>4</sub>
MASONRY OPENING NO BUCK	31 <sup>3</sup> / <sub>4</sub>	33 <sup>3</sup> / <sub>4</sub>	37 <sup>3</sup> / <sub>4</sub>	48	60	64	72
MASONRY OPENING 1X BUCK	33 <sup>1</sup> / <sub>4</sub>	35 <sup>1</sup> / <sub>4</sub>	39 <sup>1</sup> / <sub>4</sub>	49 <sup>1</sup> / <sub>2</sub>	61 <sup>1</sup> / <sub>2</sub>	65 <sup>1</sup> / <sub>2</sub>	73 <sup>1</sup> / <sub>2</sub>
MASONRY OPENING 2X BUCK	34 <sup>3</sup> / <sub>4</sub>	36 <sup>3</sup> / <sub>4</sub>	40 <sup>3</sup> / <sub>4</sub>	51	63	67	75

DOOR HEIGHT	MASONRY OPENING NO BUCK	MASONRY OPENING 1X BUCK	MASONRY OPENING 2X BUCK	X			XX				
79 <sup>3</sup> / <sub>4</sub>	80	80 <sup>3</sup> / <sub>4</sub>	81 <sup>1</sup> / <sub>2</sub>								
				2668	2868	3068	4068	5068	5468	6068	
95 <sup>3</sup> / <sub>4</sub>	96	96 <sup>3</sup> / <sub>4</sub>	97 <sup>1</sup> / <sub>2</sub>								
				2680	2880	3080	4080	5080	5480	6080	
											
							Brittany (standard)	Brittany (standard)			

*Note: Masonry openings given assume a 1/8" shim space, maximum is 1/4".*

### DESIGN PRESSURE GUIDE

STYLE	TESTED PRESSURE	WATER-TESTED PRESSURE	TESTED SIZE	TYPE OF TEST
French Doors (X, XX)	+/-75 psf	11.25 psf	71 <sup>3</sup> / <sub>4</sub> " x 95 <sup>3</sup> / <sub>4</sub> "	Miami-Dade Protocols TAS 201, 202, 203