



DEPARTMENT OF PERMITTING, ENVIRONMENT, AND REGULATORY AFFAIRS (PERA)  
 BOARD AND CODE ADMINISTRATION DIVISION  
**NOTICE OF ACCEPTANCE (NOA)**

MIAMI-DADE COUNTY  
**PRODUCT CONTROL SECTION**  
 11805 SW 26 Street, Room 208  
 Miami, Florida 33175-2474  
 T (786) 315-2590 F (786) 315-2599  
[www.miamidade.gov/pera/](http://www.miamidade.gov/pera/)

**PGT Industries**  
**1070 Technology Drive**  
**North Venice, FL 34275**

**SCOPE:**

This NOA is being issued under the applicable rules and regulations governing the use of construction materials. The documentation submitted has been reviewed and accepted by Miami-Dade County PERA -Product Control Section to be used in Miami Dade County and other areas where allowed by the Authority Having Jurisdiction (AHJ).

This NOA shall not be valid after the expiration date stated below. The Miami-Dade County Product Control Section (In Miami Dade County) and/or the AHJ (in areas other than Miami Dade County) reserve the right to have this product or material tested for quality assurance purposes. If this product or material fails to perform in the accepted manner, the manufacturer will incur the expense of such testing and the AHJ may immediately revoke, modify, or suspend the use of such product or material within their jurisdiction. PERA reserves the right to revoke this acceptance, if it is determined by Miami-Dade County Product Control Section that this product or material fails to meet the requirements of the applicable building code.

This product is approved as described herein, and has been designed to comply with the Florida Building Code, including the High Velocity Hurricane Zone.

**DESCRIPTION: Series "SGD-780" Aluminum Sliding Glass Door (Reinforced/Non-Reinforced)- L.M.I.**

**APPROVAL DOCUMENT:** Drawing No. **8100-11**, titled "Alum. Sliding Glass Door, Impact ", sheets 1 through 23 of 23, dated 05/01/2007 with revision "B" dated 10/13/2011, prepared by PGT Industries, signed and sealed by Anthony Lynn Miller, P. E., bearing the Miami-Dade County Product Control Revision stamp with the Notice of Acceptance number and Expiration date by the Miami-Dade County Product Control Section.

**MISSILE IMPACT RATING: Large and Small Missile Impact Resistant**

**LABELING:** Each unit shall bear a permanent label with the manufacturer's name or logo, city, state and series and following statement: "Miami-Dade County Product Control Approved", noted herein.

**RENEWAL** of this NOA shall be considered after a renewal application has been filed and there has been no change in the applicable building code negatively affecting the performance of this product.

**TERMINATION** of this NOA will occur after the expiration date or if there has been a revision or change in the materials, use, and/or manufacture of the product or process. Misuse of this NOA as an endorsement of any product, for sales, advertising or any other purposes shall automatically terminate this NOA. Failure to comply with any section of this NOA shall be cause for termination and removal of NOA.

**ADVERTISEMENT:** The NOA number preceded by the words Miami-Dade County, Florida, and followed by the expiration date may be displayed in advertising literature. If any portion of the NOA is displayed, then it shall be done in its entirety.

**INSPECTION:** A copy of this entire NOA shall be provided to the user by the manufacturer or its distributors and shall be available for inspection at the job site at the request of the Building Official.

This NOA **renews NOA # 11-1018.12** and consists of this page 1 and evidence pages E-1 & E-2, as well as approval document mentioned above.

The submitted documentation was reviewed by **Jaime D. Gascon, P.E.**



*J. Gascon*  
 7/23/12

NOA No 12-0516.04  
 Expiration Date: August 02, 2017  
 Approval Date: August 02, 2012  
 Page 1

**NOTICE OF ACCEPTANCE: EVIDENCE SUBMITTED**

**A. DRAWINGS**

1. Manufacturer's die drawings and sections (submitted under file # # 11-1018.12)
2. Drawing No. 8100-11, titled "Alum. Sliding Glass Door, Impact", sheets 1 through 23 of 23, dated 05/01/2007 with revision "B" dated 10/13/2011, prepared by PGT Industries, signed and sealed by Anthony Lynn Miller

**B. TESTS (submitted under file # # 11-1018.12)**

1. Test reports on:
  - 1) Air Infiltration Test, per FBC, TAS 202-94
  - 2) Uniform Static Air Pressure Test, Loading per FBC TAS 202-94
  - 3) Water Resistance Test, per FBC, TAS 202-94
  - 4) Large Missile Impact Test per FBC, TAS 201-94
  - 5) Cyclic Wind Pressure Loading per FBC, TAS 203-94
  - 6) Forced Entry Test, per FBC 2411 3.2.1, TAS 202-94

Along with marked-up drawings and installation diagram of Aluminum SGD, prepared by Architectural Testing, Inc., Test Report No. **ATI-8124.01-401-18**, dated 11/13/2008, signed and sealed by Joseph A. Reed, P.E.

2. Test reports on:
  - 1) Air Infiltration Test, per FBC, TAS 202-94
  - 2) Uniform Static Air Pressure Test, Loading per FBC TAS 202-94
  - 3) Water Resistance Test, per FBC, TAS 202-94
  - 4) Large Missile Impact Test per FBC, TAS 201-94
  - 5) Cyclic Wind Pressure Loading per FBC, TAS 203-94
  - 6) Forced Entry Test, per FBC 2411 3.2.1, TAS 202-94

Along with marked-up drawings and installation diagram of Aluminum SGD, prepared by Fenestration Testing Laboratory, Inc., Test Reports No(s) **FTL-5618**, dated 06/21/2008, **FTL-5619**, dated 07/07/2008, **FTL-5254**, dated 05/17/2007 and **FTL-5273**, dated 05/07/2007 respectively, all signed and sealed by Carlos S. Rionda, P. E.

**C. CALCULATIONS**


1. Anchor verification calculations and structural analysis, complying with FBC-2007, prepared by PGT Industries, dated 11/26/2008, signed and sealed by Lucas A. Turner, P. E. (Original submitted under files # 11-1018.12/ # 08-1202.11)
2. Glazing complies w/ ASTM E-1300-02 & -04.

**D. QUALITY ASSURANCE**

1. Miami Dade Department of Permitting, Environment, and Regulatory Affairs (PERA).

**E. MATERIAL CERTIFICATIONS**

1. Notice of Acceptance No. **11-0624.02** issued to E.I. DuPont DeNemours & Co., Inc. for their "**DuPont Sentry Glass ® interlayer**", expiring on 01/14/17.
2. Notice of Acceptance No. **11-0624.01** issued to E.I. DuPont DeNemours & Co., Inc. for their "**DuPont Butacite® PVB Interlayer**", expiring on 12/11/2016.
3. Notice of Acceptance No. **11-0325.05** issued to Solutia Inc. for their "**Saflex and Vanceva clear and color interlayers**", expiring on 05/21/16.
4. Notice of Acceptance No. **08-0520.08** issued to Solutia Inc. for their "**Vanceva Composites Glass Interlayer**", expiring on 12/11/13.



Jaime D. Gascoth, P.E.  
Product Control Section Supervisor  
NOA No 12-0516.04  
Expiration Date: August 02, 2017  
Approval Date: August 02, 2012

**NOTICE OF ACCEPTANCE: EVIDENCE SUBMITTED**

**F. STATEMENTS**

1. Statement letter of conformance and letter of no financial interest, prepared by PGT, dated 05/14/12, signed and sealed by Lyn Miller, P.E.
2. Statement letter issued by PGT, dated 05/14/12, "Renewal with no change "signed and sealed by Lyn Miller, P.E.
3. Statement letter of conformance and compliance with the FBC--2007 and FBC--2010, dated 10/14/2011, signed and sealed by Anthony Lynn Miller, P. E. (submitted under file # **11-1018.12**)
4. Statement letter of no financial interest, dated 10/14/2011, signed and sealed by Anthony Lynn Miller, P. E. (submitted under file # **11-1018.12**)
5. Letter of Adoption of as his Own, the Work of another Engineer per Section 61G15-27.001 of the FBPE, dated 10/07/2011 signed and sealed by Anthony Lynn Miller, P. E. (submitted under file # # **11-1018.12**)
6. Statement letter of no financial interest, conformance and compliance with the FBC--2007, dated 11/26/2008, signed and sealed by Lucas A. Turner, P. E. (Submitted under previous NOA No. **08-1202.11**)
7. Lab compliance as part of the above referenced test reports.

**G. OTHER**

1. This NOA **renews** NOA # **11-1018.12**, expiring on August 02, 2012.
2. Test proposal # **07-2583**, dated 03/19/07 approved by BCCO.



---

Jaime D. Gascon, P.E.  
Product Control Section Supervisor  
NOA No 12-0516.04  
Expiration Date: August 02, 2017  
Approval Date: August 02, 2012

# GENERAL NOTES: IMPACT SLIDING GLASS DOOR

## 1. GLAZING TYPE OPTIONS: (GLASS RECIPES ARE FROM EXTERIOR TO INTERIOR)

△ GLASS STRENGTHS - T = TEMPERED HS = HEAT STRENGTHED A = ANNEALED  
 INTERLAYER TYPES - SGP = .090 DUPONT SENTRY GLAS PLUS SVS = .075 SOLUTIA VANCEVA STORM DBPVB = .090 DUPONT BUTACITE PVB SSPVB = .090 SOLUTIA SAFLEX PVB

- 1,3 - 7/16" LAMI: (1) LITE OF 3/16" A GLASS AND (1) LITE OF 3/16" HS GLASS W/ AN .090 SGP OR .075 SVS INTERLAYER.
- 2,4 - 7/16" LAMI: (2) LITES OF 3/16" HS GLASS WITH AN .090 SGP OR .075 SVS INTERLAYER.
- 5,6 - 7/16" LAMI: (1) LITE OF 3/16" A GLASS AND (1) LITE OF 3/16" HS GLASS W/ AN .090 DBPVB OR SSPVB INTERLAYER.
- 7,9 - 9/16" LAMI: (1) LITE OF 1/4" A GLASS AND (1) LITE OF 1/4" HS GLASS W/ AN .090 SGP OR .075 SVS INTERLAYER.
- 8,10 - 9/16" LAMI: (2) LITES OF 1/4" HS GLASS W/ AN .090 SGP OR .075 SVS INTERLAYER.
- 11,12 - 9/16" LAMI: (1) LITE OF 1/4" A GLASS AND (1) LITE OF 1/4" HS GLASS W/ AN .090 DBPVB OR SSPVB INTERLAYER.
- 13,15 - 1 1/16" LAMI I.G. 3/16" T EXT. CAP + 3/8" AIR SPACE + 7/16" LAMI: (1) LITE OF 3/16" A GLASS AND (1) LITE OF 3/16" HS GLASS W/ AN .090 SGP OR .075 SVS INTERLAYER.
- 14,16 - 1 1/16" LAMI I.G. 3/16" T EXT. CAP + 3/8" AIR SPACE + 7/16" LAMI: (2) LITES OF 3/16" HS GLASS W/ AN .090 SGP OR .075 SVS INTERLAYER.
- 17,18 - 1 1/16" LAMI I.G. 3/16" T EXT. CAP + 3/8" AIR SPACE + 7/16" LAMI: (1) LITE OF 3/16" A GLASS AND (1) LITE OF 3/16" HS GLASS W/ AN .090 DBPVB OR SSPVB INTERLAYER.
- 19,21 - 1 1/16" LAMI I.G. 3/16" T EXT. CAP + 5/16" AIR SPACE + 9/16" LAMI: (1) LITE OF 1/4" A GLASS AND (1) LITE OF 1/4" HS GLASS W/ AN .090 SGP OR .075 SVS INTERLAYER.
- 20,22 - 1 1/16" LAMI I.G. 3/16" T EXT. CAP + 5/16" AIR SPACE + 9/16" LAMI: (2) LITES OF 1/4" HS GLASS W/ AN .090 SGP OR .075 SVS INTERLAYER.
- 23,24 - 1 1/16" LAMI I.G. 3/16" T EXT. CAP + 5/16" AIR SPACE + 9/16" LAMI: (1) LITE OF 1/4" A GLASS AND (1) LITE OF 1/4" HS GLASS W/ AN .090 DBPVB OR SSPVB INTERLAYER.
- 25,27 - 1 1/16" LAMI I.G. 1/4" T EXT. CAP + 5/16" AIR SPACE + 7/16" LAMI: (1) LITE OF 3/16" A GLASS AND (1) LITE OF 3/16" HS GLASS W/ AN .090 SGP OR .075 SVS INTERLAYER.
- 26,28 - 1 1/16" LAMI I.G. 1/4" T EXT. CAP + 5/16" AIR SPACE + 7/16" LAMI: (2) LITES OF 3/16" HS GLASS W/ AN .090 SGP OR .075 SVS INTERLAYER.
- 29,30 - 1 1/16" LAMI I.G. 1/4" T EXT. CAP + 5/16" AIR SPACE + 7/16" LAMI: (1) LITE OF 3/16" A GLASS AND (1) LITE OF 3/16" HS GLASS W/ AN .090 DBPVB OR SSPVB INTERLAYER.
- 31,33 - 1 1/16" LAMI I.G. 1/4" T EXT. CAP + 1/4" AIR SPACE + 9/16" LAMI: (1) LITE OF 1/4" A GLASS AND (1) LITE OF 1/4" HS GLASS W/ AN .090 SGP OR .075 SVS INTERLAYER.
- 32,34 - 1 1/16" LAMI I.G. 1/4" T EXT. CAP + 1/4" AIR SPACE + 9/16" LAMI: (2) LITES OF 1/4" HS GLASS W/ AN .090 SGP OR .075 SVS INTERLAYER.
- 35,36 - 1 1/16" LAMI I.G. 1/4" T EXT. CAP + 1/4" AIR SPACE + 9/16" LAMI: (1) LITE OF 1/4" A GLASS AND (1) LITE OF 1/4" HS GLASS W/ AN .090 DBPVB OR SSPVB INTERLAYER.

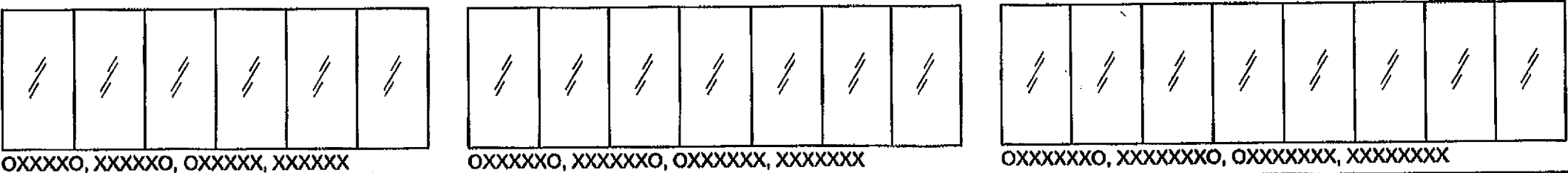
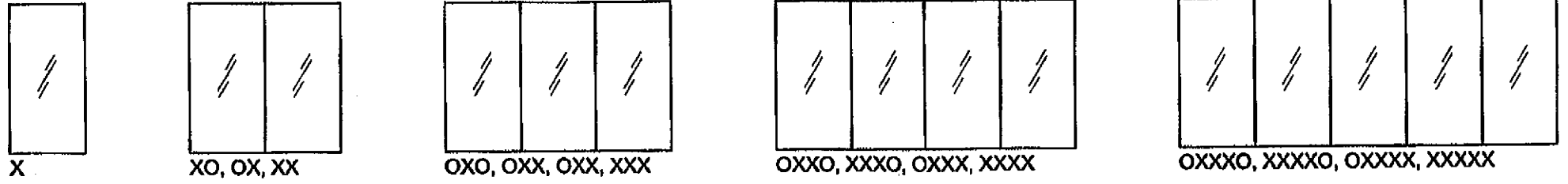
- 2. DESIGN PRESSURES: A. NEGATIVE DESIGN LOADS BASED ON TESTED PRESSURE AND GLASS TABLES ASTM E 1300-02.  
 B. POSITIVE DESIGN LOADS BASED ON WATER TEST PRESSURE AND GLASS TABLES ASTM E 1300-02.
- 3. ANCHORAGE: THE 33 1/3% STRESS INCREASE HAS NOT BEEN USED IN THE DESIGN OF THIS PRODUCT. MATERIALS, INCLUDING BUT NOT LIMITED TO STEEL SCREWS, THAT COME INTO CONTACT WITH OTHER DISSIMILAR MATERIALS SHALL MEET THE REQUIREMENTS OF THE FLORIDA BUILDING CODE. FOR ANCHORAGE DETAILS SEE SHEETS 4 THROUGH 13.
- 4. SHUTTERS ARE NOT REQUIRED.
- 5. INSTALLATION SCREWS, FRAME AND PANEL CORNERS SEALED WITH NARROW JOINT SEALANT.
- 6. REFERENCES: TEST REPORTS FTL-5254, FTL-5273, FTL-5618, FTL-5619, ATI-81241.01-401-18-R1 △  
 ELCO TEXTRON NOA: 07-0425.01, 03-0225.05, ANSI/AF&PA NDS-2005 FOR WOOD CONSTRUCTION AND ADM-2005 ALUMINUM DESIGN MANUAL
- 7. THIS PRODUCT HAS BEEN DESIGNED & TESTED TO COMPLY WITH THE REQUIREMENTS OF THE FLORIDA BUILDING CODE, INCLUDING THE HIGH VELOCITY HURRICANE ZONE (HVHZ).
- 8. DOOR SIZES MUST BE VERIFIED FOR COMPLIANCE WITH EGRESS REQUIREMENTS PER FLORIDA BUILDING CODE, AS APPLICABLE. △
- 9. CONFIGURATIONS: STRAIGHT DOORS - MAXIMUM 4 TRACKS BY 10 FT. (120") HIGH WITH A MAXIMUM OF EIGHT 5 FT. NOMINAL WIDE DOOR PANELS.  
 INSIDE OR OUTSIDE CORNER DOORS - MAXIMUM OF 4 TRACKS BY 10 FT. (120") HIGH WITH A MAXIMUM OF FOUR 5 FT. PANELS EACH SIDE OF CORNER.  
 △ SEE EXAMPLE ELEVATIONS, SHT. 13 AND PANEL CONFIGURATIONS SHT. 14.

## NOA DRAWING MAP

SHEET	
GENERAL NOTES.....	1
GLAZING DETAILS.....	2-3
ANCHORAGE.....	4-13
DESIGN PRESSURES.....	4-9
ELEVATIONS.....	14
CONFIGURATIONS.....	14-15
VERT. SECTIONS.....	16-17
HORIZ. SECTIONS.....	18-20
PARTS LIST.....	21
EXTRUSIONS.....	22-23

**PRODUCT RENEWED**  
 as complying with the Florida Building Code  
 Acceptance No. 12-051604  
 Expiration Date 08/02/2017  
 By *[Signature]*  
 Miami Dade Product Control

**PRODUCT REVISED**  
 as complying with the Florida Building Code  
 Acceptance No. 11-1018.12  
 Expiration Date 08/02/2012  
 By *[Signature]*  
 Miami Dade Product Control




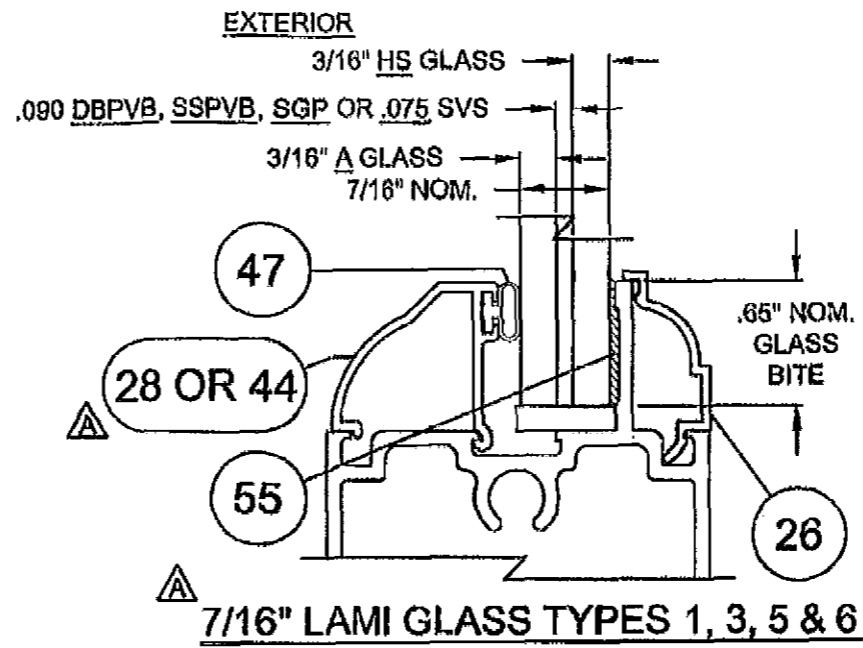
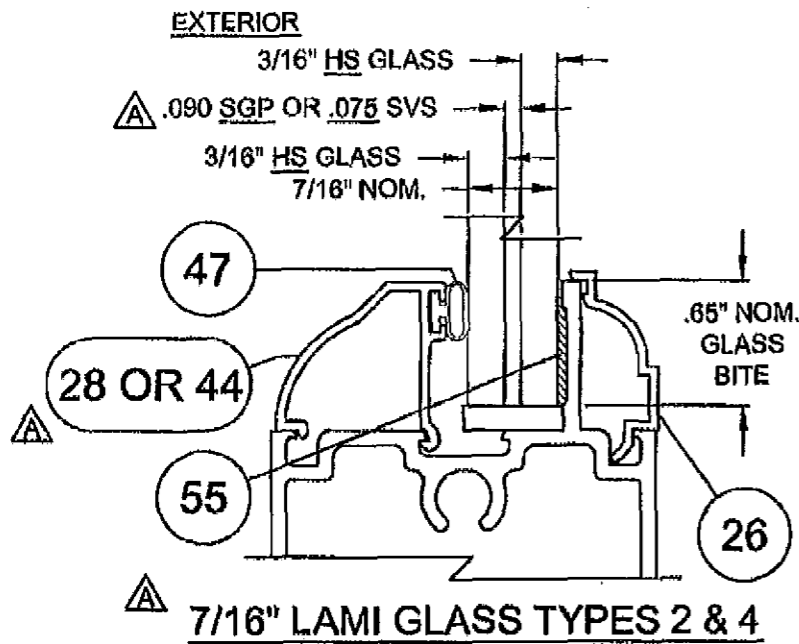
Revsd By:	Date:	Revisions:	
J.J.	10/13/11	B	FBC 2010 CODE CHANGE
F.K.	11/8/07	A	REVISE NOTE 1, ADD GLAZING OPTIONS. REVISE NOTE 2 ADD CONFIG. AND CORNER DOORS. REVISE NOTE 7 AND 9. ADD EXAMPLE CONFIGURATIONS.
Drawn By:	Date:	Checked By:	Date:
F.K.	5/1/07	J.J.	XX/XX/07

1070 TECHNOLOGY DRIVE  
 NOKOMIS, FL 34275  
 P.O. BOX 1629  
 NOKOMIS, FL 34274

**PGT**  
 Visibly Better

Description: GENERAL NOTES AND MAP			
Title: ALUM. SLIDING GLASS DOOR, IMPACT			
Series/Model:	Scale:	Sheet:	Drawing No.
SGD780	NTS	1 of 23	8100-11
Rev:			
B			



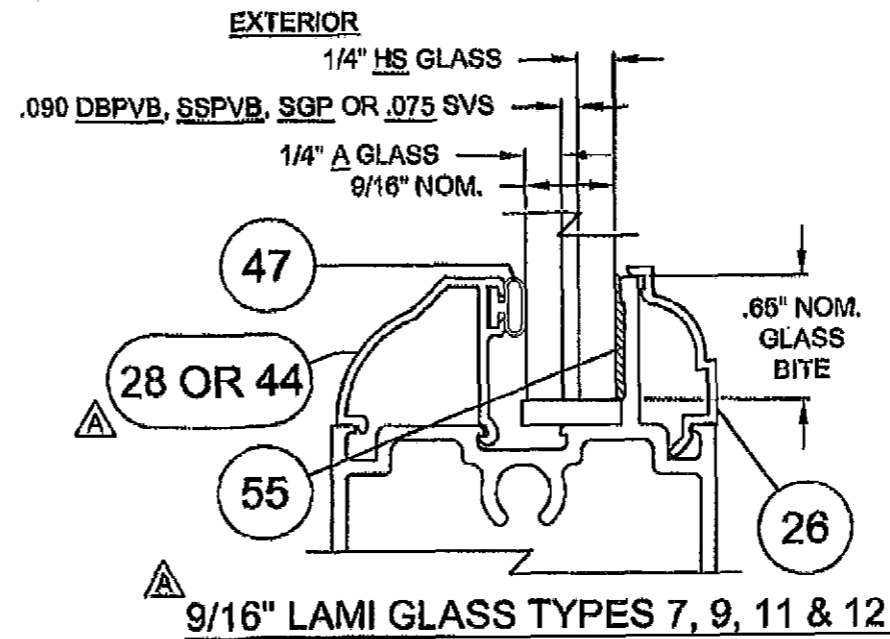
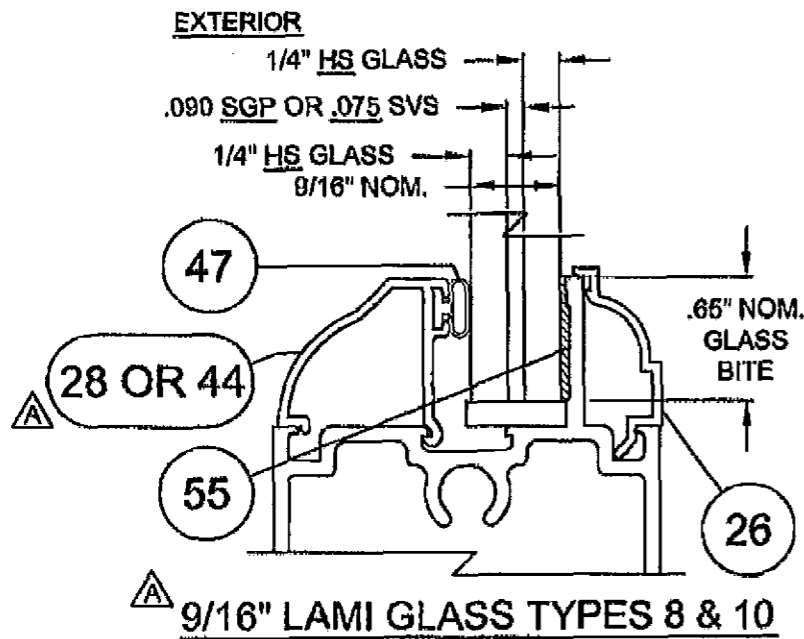


△ GLAZING TYPE OPTIONS KEYS: (GLASS RECIPES ARE FROM EXTERIOR TO INTERIOR)

GLASS STRENGTHS - T = TEMPERED HS = HEAT STRENGTHED A = ANNEALED


INTERLAYER TYPES - SGP = .090 DUPONT SENTRY GLAS PLUS SVS = .075 SOLUTIA VANCEVA STORM

DBPVB = .090 DUPONT BUTACITE PVB SSPVB = .090 SOLUTIA SAFLEX PVB



PRODUCT RENEWED  
as complying with the Florida  
Building Code  
Acceptance No. 12-0516-04  
Expiration Date 08/02/2017  
By *[Signature]*  
Miami Dade Product Control

PRODUCT REVISED  
as complying with the Florida  
Building Code  
Acceptance No. 11-1018-12  
Expiration Date 08/02/2012  
By *[Signature]*  
Miami Dade Product Control

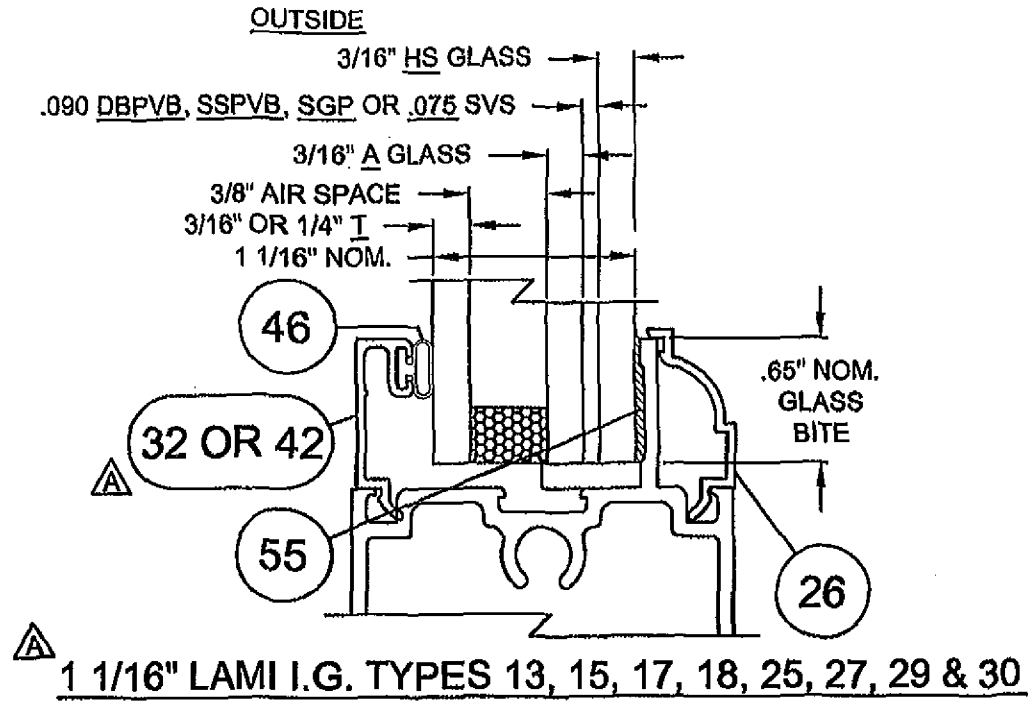
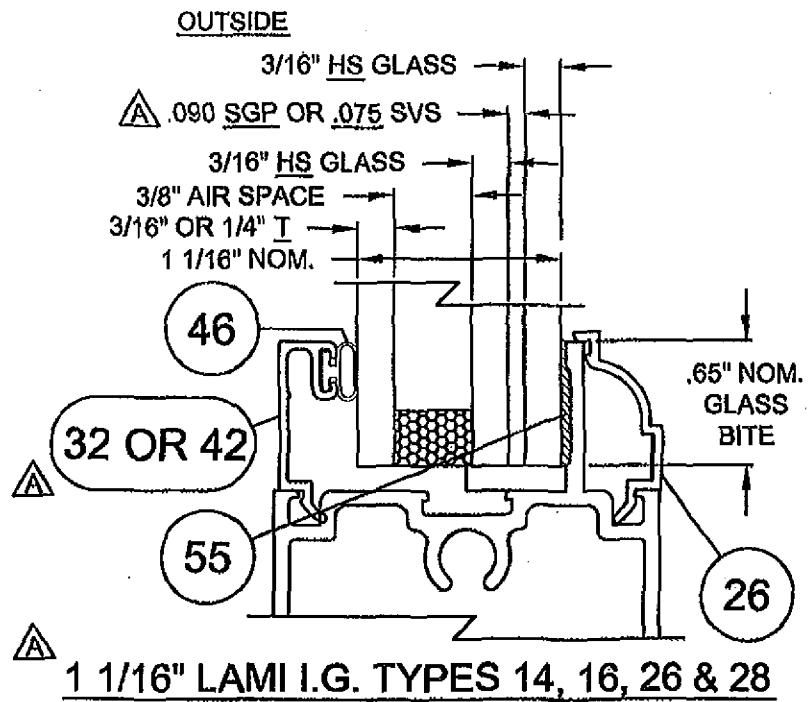


Revised By:	Date:	Revisions:
J.J.	10/13/11	B NO CHANGE THIS SHEET
F.K.	11/8/07	A ADD 7/16" PVB AND 9/16" LAMI GLAZING DETAILS. EXPAND DETAILS TO COVER ALL INTERLAYER CROSS QUALIFICATIONS.
F.K.	5/1/07	Checked By: J.J. Date: XXXX07

1070 TECHNOLOGY DRIVE  
NOKOMIS, FL 34276  
P.O. BOX 1529  
NOKOMIS, FL 34274



Description: <b>LAMI GLAZING DETAILS</b>			
Title: <b>ALUM. SLIDING GLASS DOOR, IMPACT</b>			
Series/Model: SGD780	Scale: 1X	Sheet: 2 of 23	Drawing No. 8100-11
			Rev: B

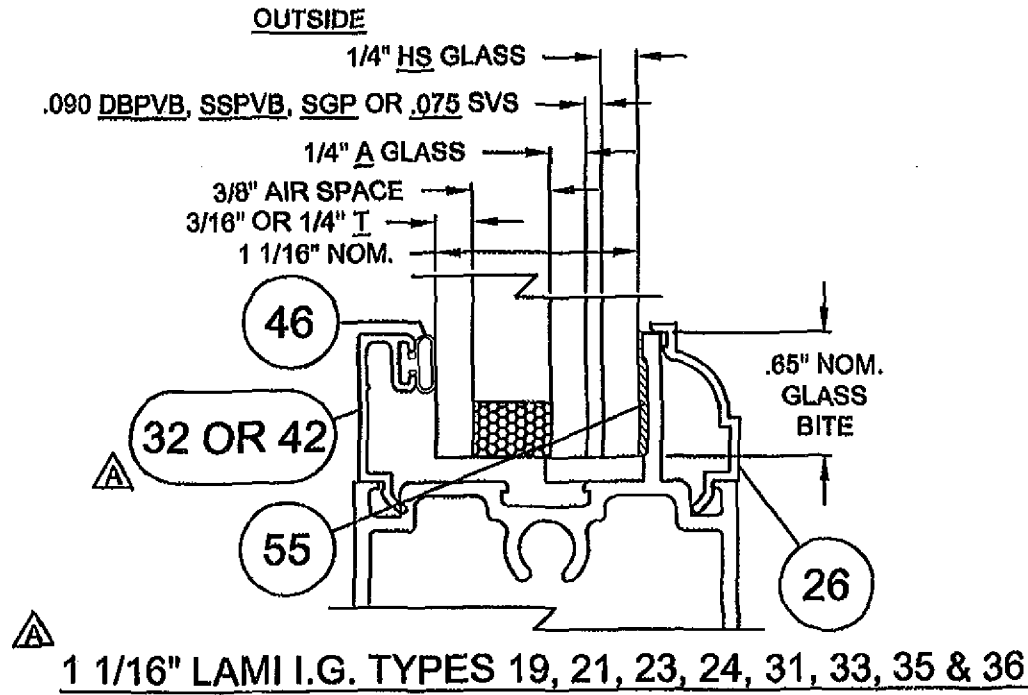
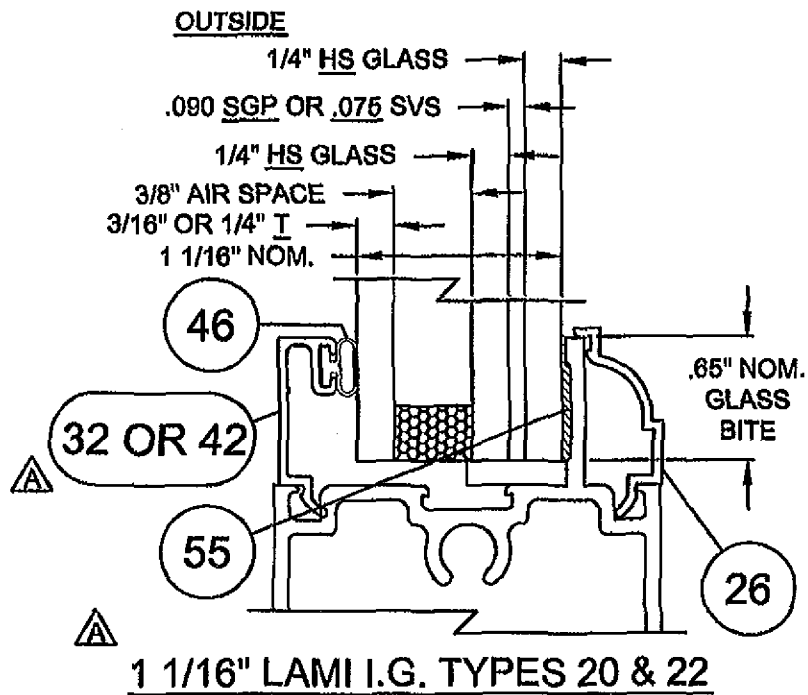


GLAZING TYPE OPTIONS KEYS: (GLASS RECIPES ARE FROM EXTERIOR TO INTERIOR)

GLASS STRENGTHS - T = TEMPERED HS = HEAT STRENGTHED A = ANNEALED

INTERLAYER TYPES - SGP = .090 DUPONT SENTRY GLAS PLUS SVS = .075 SOLUTIA VANCEVA STORM

DBPVB = .090 DUPONT BUTACITE PVB SSPVB = .090 SOLUTIA SAFLEX PVB



PRODUCT RENEWED  
as complying with the Florida  
Building Code  
Acceptance No. 12-0516-04  
Expiration Date 02/02/2017  
By *[Signature]*  
Miami Dade Product Control

PRODUCT REVISED  
as complying with the Florida  
Building Code  
Acceptance No. 11-1018.12  
Expiration Date 02/02/2012  
By *[Signature]*  
Miami Dade Product Control

ANTHONY LYNN MILLER  
LICENSE  
No. 58705  
10/14/11  
STATE OF  
FLORIDA  
PROFESSIONAL ENGINEER  
A. LYNN MILLER, P.E.  
P.E.# 58705

Revised By:	Date:	Revisions:
J.J.	10/13/11	B NO CHANGE THIS SHEET
F.K.	11/8/07	A ADD 1 1/16" LAMI I.G. W/ 7/16" PVB AND 9/16" LAMI GLAZING DETAILS. EXPAND DETAILS TO COVER ALL INTERLAYER CROSS QUALIFICATIONS.
F.K.	5/1/07	Checked By: J.J. Date: XXXX/07

1070 TECHNOLOGY DRIVE  
NOKOMIS, FL 34276  
P.O. BOX 1629  
NOKOMIS, FL 34274



Description: LAMI I.G. GLAZING DETAILS			
Title: ALUM. SLIDING GLASS DOOR, IMPACT			
Series/Model: SGD780	Scale: 1X	Sheet: 3 of 23	Drawing No. 8100-11
			Rev: B

**DESIGN PRESSURE AND ANCHORAGE - NO REINFORCEMENT - 4 1/2" OR 5 1/4" SILL (SEE NOTES BELOW FOR OTHER SILLS)**

**TABLE 1.**

Lam 7/16 Ann/Heat w/ SGP or SVS Interlayer

>HEAD & SILL (H&S) INTERLOCK & STRAIGHT & CORNER ASTRAGAL CLUSTER PLUS ANCHOR QTY. PER PANEL

GLASS TYPES: 1, 3

>JAMB ANCHOR QTY. >P-HOOK ANCHOR QTY. (SEE DETAIL SHT. 13)

NOM. PANEL WIDTH	FRAME SIDE	DOOR HEIGHT																							
		80" (68)			84" (70)			90" (76)			96" (80)			102" (86)			108" (90)			114" (96)			120" (100)		
		1, CONC	2, CONC	2,3, WOOD	1, CONC	2, CONC	2,3, WOOD	1, CONC	2, CONC	2,3, WOOD	1, CONC	2, CONC	2,3, WOOD	1, CONC	2, CONC	2,3, WOOD	1, CONC	2, CONC	2,3, WOOD	1, CONC	2, CONC	2,3, WOOD	1, CONC	2, CONC	2,3, WOOD
24" (20)	DESIGN PRESS.	+80/-80			+80/-80			+80/-80			+80/-80			+60/-70			+60/-70			+60/-70			+60/-70		
	H&S	C4+1	C4+1	C4+1	C4+1	C4+1	C4+1	C4+1	C4+1	C4+1	C4+1	C4+1	C4+1	C4+1	C4+1	C4+1	C4+1	C4+1	C4+1	C4+1	C4+1	C4+1	C4+1	C4+1	C4+1
	JAMB	8	8	8	8	8	8	9	9	9	9	9	9	10	10	10	10	10	10	10	11	11	11	11	11
	P-HOOK	4	4	4	4	4	4	5	5	5	5	5	5	5	5	5	5	5	5	5	6	6	6	6	6
30" (26)	DESIGN PRESS.	+80/-80			+80/-80			+80/-80			+80/-80			+60/-70			+60/-70			+60/-70			+60/-70		
	H&S	C4+1	C4+1	C4+1	C4+1	C4+1	C4+1	C4+1	C4+1	C4+1	C4+1	C4+1	C4+1	C4+1	C4+1	C4+1	C4+1	C4+1	C4+1	C4+1	C4+1	C4+1	C4+1	C4+1	C4+1
	JAMB	8	8	8	8	8	8	9	9	9	9	9	9	10	10	10	10	10	10	10	11	11	11	11	11
	P-HOOK	4	4	4	4	4	4	5	5	5	5	5	5	5	5	5	5	5	5	5	6	6	6	6	6
36" (30)	DESIGN PRESS.	+80/-80			+80/-80			+80/-80			+80/-80			+60/-70			+60/-70			+60/-70			+60/-70		
	H&S	C4+1	C4+1	C4+1	C4+1	C4+1	C4+1	C4+1	C4+1	C4+1	C4+1	C4+1	C4+1	C4+1	C4+1	C4+1	C4+1	C4+1	C4+1	C4+1	C4+1	C4+1	C4+1	C4+1	C4+1
	JAMB	8	8	8	9	8	8	9	9	9	10	9	9	10	10	10	10	10	10	10	11	11	11	11	11
	P-HOOK	4	4	5	4	4	5	5	5	5	5	5	5	5	5	5	5	5	5	5	6	6	6	6	6
42" (36)	DESIGN PRESS.	+80/-80			+80/-80			+80/-80			+80/-80			+60/-70			+60/-70			+60/-70			+60/-70		
	H&S	C4+1	C4+1	C4+2	C4+1	C4+1	C4+2	C4+1	C4+1	C4+2	C4+1	C4+1	C4+2	C4+1	C4+1	C4+2	C4+1	C4+1	C4+2	C4+1	C4+1	C4+2	C4+1	C4+1	C5+1
	JAMB	9	8	8	10	8	8	10	9	9	11	9	9	11	10	10	11	10	10	12	11	11	12	11	11
	P-HOOK	4	4	5	4	4	5	5	5	6	5	5	6	5	5	6	5	5	6	6	6	6	6	6	7
48" (40)	DESIGN PRESS.	+80/-80			+80/-80			+77/-77			+72.3/-72.3			+80/-67.3			+60/-62.3			+59/-59			+57.1/-57.1		
	H&S	C4+1	C4+1	C4+2	C4+1	C4+1	C4+2	C4+1	C4+1	C4+2	C4+1	C4+1	C4+2	C4+1	C4+1	C4+2	C4+1	C4+1	C4+2	C4+1	C4+1	C4+2	C4+1	C4+1	C4+2
	JAMB	10	8	8	11	8	8	11	9	9	11	9	9	11	10	10	11	10	10	11	11	11	12	11	11
	P-HOOK	4	4	6	4	4	6	5	5	6	5	5	6	5	5	6	5	5	6	6	6	6	6	6	6
54" (46)	DESIGN PRESS.	+80/-80			+77.3/-77.3			+71.8/-71.8			+66.5/-66.5			PANELS OVER 48" WIDE NOT AVAILABLE OVER 96" HIGH											
	H&S	C4+2	C4+1	C4+3	C4+1	C4+1	C5+2	C4+1	C4+1	C5+2	C4+1	C4+1	C5+2												
	JAMB	11	8	9	12	8	9	12	9	9	12	9	9												
	P-HOOK	4	4	6	4	4	6	5	5	6	5	5	6												
60" (50)	DESIGN PRESS.	+75.2/-75.2			+71.8/-71.8			+67/-67			+61.8/-61.8														
	H&S	C4+2	C4+1	C4+3	C4+2	C4+1	C4+3	C4+2	C4+1	C4+3	C4+1	C4+1	C5+2												
	JAMB	12	9	9	12	9	9	12	9	9	12	9	9												
	P-HOOK	4	4	6	4	4	6	5	5	6	5	5	6												

**TABLE 1A. SILL HT. VS POS. DP**

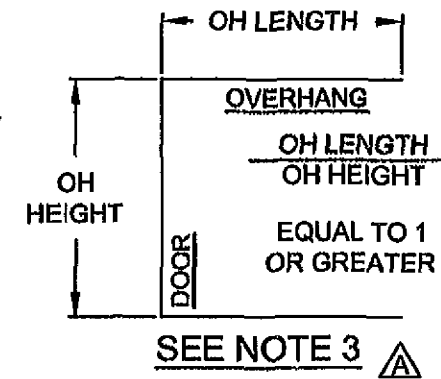
SILL HEIGHT	POS. DESIGN PRESSURE
1 5/8"	N/A
2 3/4"	+50.0 PSF
3 1/2"	+73.3 PSF
4 1/2"	+80.0 PSF
5 1/4"	+80.0 PSF

SEE NOTES 1-3

**PRODUCT RENEWED**  
 as complying with the Florida Building Code  
 Acceptance No. 12-0516-04  
 Expiration Date 06/02/17  
 By *[Signature]*  
 Miami Dade Product Control

**PRODUCT REVISED**  
 as complying with the Florida Building Code  
 Acceptance No. 11-1018-12  
 Expiration Date 08/02/2012  
 By *[Signature]*  
 Miami Dade Product Control

1. POSITIVE PRESSURES IN TABLE ARE BASED ON THE USE OF THE 4 1/2" OR 5 1/4" SILL.
2. WHEN USING THE 2 3/4" SILL, POSITIVE DP IS 50 PSF MAX. AND WITH THE 3 1/2" SILL, POSITIVE PRESSURES IS 73.3 PSF MAX. (NEGATIVE PRESSURES UNCHANGED). SEE TABLE 2A.
3. 2 3/4", 3 1/2", 4 1/2" AND 5 1/4" SILL HEIGHTS ARE TESTED FOR WATER INFILTRATION WHEREAS THE 1 5/8" SILL IS NOT AND MUST ONLY BE USED WHERE WATER RESISTANCE IS NOT REQUIRED. POSITIVE DESIGN PRESSURES SHOWN IN TABLE 1 MAY BE USED WHEN THE DOOR IS PROTECTED BY AN OVERHANG COMPLYING WITH THE FLORIDA BUILDING CODE (SEE ADJACENT DIAGRAM); THIS CONDITION IS NOT RATED FOR WATER INFILTRATION.
4. ANCHOR TYPES: 1. 1/4" ELCO ULTRACON (FORMERLY TAPCON) 2. 1/4" ELCO SS4 CRETE-FLEX 3. #12 STEEL SCREW (G5)
5. SEE SHEETS 10 THROUGH 13 FOR ANCHORAGE SPACING AND EMBEDMENT INFORMATION.
6. GLASS TYPE KEYS: (SEE NOTE 1, SHEET 1 FOR COMPLETE DESCRIPTIONS)  
 1,3 - 7/16" LAMI (AN-HS W/ SGP OR SVS)



Revised By:	Date:	Revisions:
J.J.	10/13/11	B NO CHANGE THIS SHEET
F.K.	11/8/07	A REVISE DP TABLE AND ADD ANCHORAGE. ADD NOTES RE: SILL & POS. DP, GLASS TYPES AND ANCHOR TYPES
F.K.	5/1/07	Checked By:

1070 TECHNOLOGY DRIVE  
 NOKOMIS, FL 34276  
 P.O. BOX 1629  
 NOKOMIS, FL 34274



Description: DP AND ANCHORAGE, LAMI TABLE 1			
Title: ALUM. SLIDING GLASS DOOR, IMPACT			
Series/Model: SGD780	Scale: NTS	Sheet: 4 of 23	Drawing No: 8100-11
			Rev: B

