



DEPARTMENT OF PERMITTING, ENVIRONMENT, AND REGULATORY
AFFAIRS (PERA)
BOARD AND CODE ADMINISTRATION DIVISION

MIAMI-DADE COUNTY, FLORIDA
PRODUCT CONTROL SECTION
11805 SW 26 Street, Room 208
Miami, Florida 33175-2474
T (786) 315-2590 F (786) 315-2599

NOTICE OF ACCEPTANCE (NOA)

www.miamidade.gov/pera/

PGT Industries
1070 Technology Drive
Nokomis, FL 34275

SCOPE:

This NOA is being issued under the applicable rules and regulations governing the use of construction materials. The documentation submitted has been reviewed and accepted by Miami-Dade County PERA-Product Control Section to be used in Miami-Dade County and other areas where allowed by the Authority Having Jurisdiction (AHJ).

This NOA shall not be valid after the expiration date stated below. The Miami-Dade County Product Control Section (In Miami-Dade County) and/or the AHJ (in areas other than Miami-Dade County) reserve the right to have this product or material tested for quality assurance purposes. If this product or material fails to perform in the accepted manner, the manufacturer will incur the expense of such testing and the AHJ may immediately revoke, modify, or suspend the use of such product or material within their jurisdiction. PERA reserves the right to revoke this acceptance, if it is determined by Miami-Dade County Product Control Section that this product or material fails to meet the requirements of the applicable building code. This product is approved as described herein, and has been designed to comply with the Florida Building Code, including the High Velocity Hurricane Zone.

DESCRIPTION:

Series "2 & 3 LT HR-2710MI/ HR-2810MI" White PVC Horizontal Roller Window - L.M.I.

APPROVAL DOCUMENT: Drawing No. 08-00883, titled Series "2/3 LT HR2710MI PVC Horizontal Roller Window-LMI - 2/3 LT HR2810MI PVC Horizontal Roller Window-LMI", sheets 1 through 11 of 11, prepared by PGT Industries, dated 10/27/09, with revision "C", dated 10/17/11, signed and sealed by Anthony Lynn Miller, P. E., bearing the Miami-Dade County Product Control Revision stamp with the Notice of Acceptance number and Expiration date by the Miami-Dade County Product Control Section.

MISSILE IMPACT RATING: Large and Small Missile Impact Resistant.

LABELING: Each unit shall bear a permanent label with the manufacturer's name or logo, city, state, model/series, and following statement: "Miami-Dade County Product Control Approved", unless otherwise noted herein.

RENEWAL of this NOA shall be considered after a renewal application has been filed and there has been no change in the applicable building code negatively affecting the performance of this product.

TERMINATION of this NOA will occur after the expiration date or if there has been a revision or change in the materials, use, and/or manufacture of the product or process. Misuse of this NOA as an endorsement of any product, for sales, advertising or any other purposes shall automatically terminate this NOA. Failure to comply with any section of this NOA shall be cause for termination and removal of NOA.

ADVERTISEMENT: The NOA number preceded by the words Miami-Dade County, Florida, and followed by the expiration date may be displayed in advertising literature. If any portion of the NOA is displayed, then it shall be done in its entirety.

INSPECTION: A copy of this entire NOA shall be provided to the user by the manufacturer or its distributors and shall be available for inspection at the job site at the request of the Building Official.

This NOA revises NOA No. 09-1210.06 and consists of this page 1 and evidence pages E-1 and E-2, as well as approval document mentioned above.

The submitted documentation was reviewed by **Jaime D. Gascon, P. E.**



J. Gascon
2/2/12

NOA No. 11-1114.11
Expiration Date: December 23, 2015
Approval Date: February 09, 2012
Page 1

NOTICE OF ACCEPTANCE: EVIDENCE SUBMITTED

A. DRAWINGS

1. Manufacturer's die drawings and sections.
(Submitted under NOA No. 09-1210.06)
2. Drawing No. **08-00883**, titled Series "2/3 LT HR2710MI PVC Horizontal Roller Window-LMI - 2/3 LT HR2810MI PVC Horizontal Roller Window-LMI", sheets 1 through 11 of 11, prepared by PGT Industries, dated 10/27/09, with revision "C", dated 10/17/11, signed and sealed by Anthony Lynn Miller, P. E.

B. TESTS

1. Test reports on:
 - 1) Air Infiltration Test, per FBC, TAS 202-94
 - 2) Uniform Static Air Pressure Test, Loading per FBC, TAS 202-94
 - 3) Water Resistance Test, per FBC, TAS 202-94
 - 4) Large Missile Impact Test per FBC, TAS 201-94
 - 5) Cyclic Wind Pressure Loading per FBC, TAS 203-94
 - 6) Forced Entry Test, per FBC 2411 3.2.1 and TAS 202-94along with marked-up drawings and installation diagram of 2/3 LT HR-2710MI/HR-2810MI PVC horizontal roller window, XX configuration, prepared by National Certified Testing Laboratories, Test Reports No.'s **NCTL-210-3638-1, NCTL-210-3638-2, NCTL-210-3638-3, NCTL-210-3641-2 & NCTL-210-3641-3**, dated 06/11-13/08 and 01/06/09, re-issued on 09/17/09 and revised on 05/05/10, all signed and sealed by Gerard J. Ferrara, P. E.
(Submitted under NOA No. 09-1210.06)

C. CALCULATIONS:


1. Anchor verification calculations, and structural analysis, complying with FBC-2007, prepared by manufacturer, dated 10/27/09 and revised on 08/18/10, signed and sealed by Luis R. Lomas, P. E.
(Submitted under NOA No. 09-1210.06)
2. **Glazing complies with ASTM E1300-04.**

D. QUALITY ASSURANCE

1. Miami-Dade Department of Permitting, Environment, and Regulatory Affairs (PERA)

E. MATERIAL CERTIFICATIONS

1. Notice of Acceptance No. **11-0624.01** issued to **E.I. DuPont DeNemours & Co., Inc.** for their "**DuPont Butacite® PVB Interlayer**" dated 09/08/11, expiring on 12/11/16.
2. Notice of Acceptance No. **11-0624.02** issued to **E.I. DuPont DeNemours & Co., Inc.** for their "**DuPont SentryGlas® Interlayer**" dated 08/25/11, expiring on 01/14/17.



Jaime D. Gascon, P. E.
Product Control Section Supervisor
NOA No. 11-1114.11
Expiration Date: December 23, 2015
Approval Date: February 09, 2012

NOTICE OF ACCEPTANCE: EVIDENCE SUBMITTED

E. MATERIAL CERTIFICATIONS (CONTINUED)

3. Notice of Acceptance No. **10-1208.02**, issued to **L.B. Plastics, Inc.** for their “**White Rigid PVC Exterior Extrusions**” dated 12/30/10, expiring on 12/30/15.

F. STATEMENTS

1. Statement letter of conformance and compliance with the FBC-2007 (with the 2009 supplement) and FBC-2010, dated 10/29/11, signed and sealed by Anthony Lynn Miller, P. E.
2. Statement letter of no financial interest and independence, dated 10/29/11, signed and sealed by Anthony Lynn Miller, P. E.
3. Letter of *Adoption of as his Own, the Work of another Engineer* per Section 61G15-27.001 of the F.B.P.E., dated 10/07/11 signed and sealed by Anthony Lynn Miller, P. E.
4. Statement letter of conformance and no financial interest, dated 10/27/09, signed by Luis R. Lomas, P. E.
(Submitted under NOA No. 09-1210.06)
5. Laboratory compliance letters for Test Reports No.’s **NCTL-210-3638-1, NCTL-210-3638-2, NCTL-210-3638-3, NCTL-210-3641-2 & NCTL-210-3641-3**, issued by National Certified Testing Laboratories, Inc., dated 06/11-13/08 and 01/06/09, re-issued on 09/17/09 and revised on 05/05/10, all signed and sealed by Gerard J. Ferrara, P. E.
(Submitted under NOA No. 09-1210.06)

G. OTHERS

1. Notice of Acceptance No. **09-1210.06**, issued to PGT Industries, Inc. for their Series “**2&3LT HR-2710MI/ HR-2810MI White PVC Horizontal Roller Window-L.M.I.**”, approved on 12/23/10 and expiring on 12/23/2015.



Jaime D. Gascon, P. E.

Product Control Section Supervisor

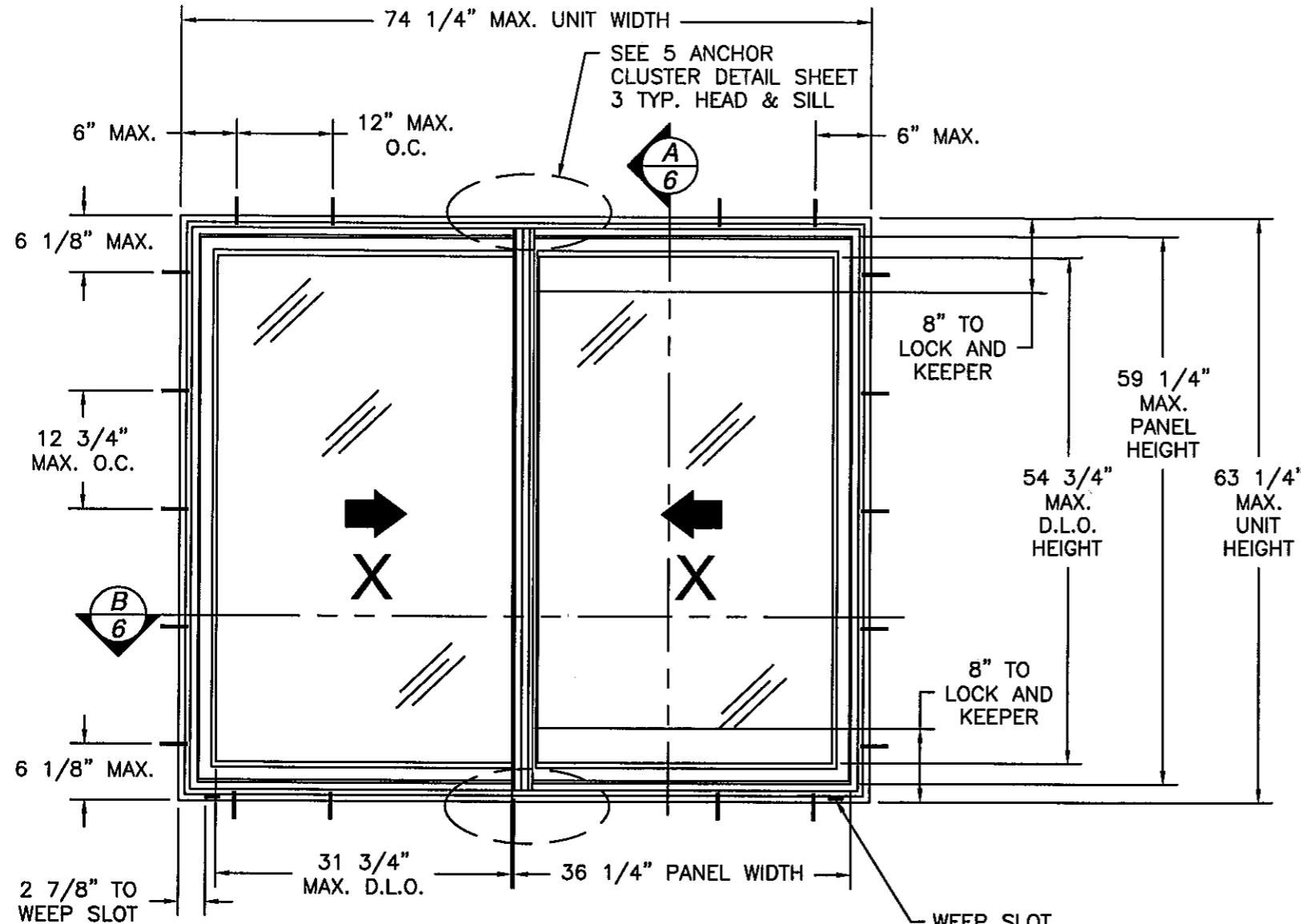
NOA No. 11-1114.11

Expiration Date: December 23, 2015

Approval Date: February 09, 2012

REVISIONS

REV	DESCRIPTION	DATE	APPROVED
B	REVISED WOOD SCREW EDGE DIST.	09/23/10	R.L.
C	NO CHANGE THIS SHEET	10/27/11	J.J.



2LT HR2710MI PVC
HORIZONTAL ROLLER WINDOW 74 1/4" x 63 1/4"
 EXTERIOR VIEW

2LT HR2710MI WITH GLAZING TYPE C

DESIGN PRESSURE RATING	IMPACT RATING
+ 65.0 PSF - 80.0 PSF	LARGE AND SMALL MISSILE IMPACT

WITH 1 1/2" SILL RISER ITEM #35

NOTES:

- 1) THE PRODUCT SHOWN HEREIN IS DESIGNED AND MANUFACTURED TO COMPLY WITH REQUIREMENTS OF THE FLORIDA BUILDING CODE.
- 2) WOOD FRAMING AND MASONRY OPENING TO BE DESIGNED AND ANCHORED TO PROPERLY TRANSFER ALL LOADS TO STRUCTURE. FRAMING AND MASONRY OPENING IS THE RESPONSIBILITY OF THE ARCHITECT OR ENGINEER OF RECORD.
- 3) UNITS MUST BE GLAZED PER ASTM E1300 SEE SHEET 10 FOR APPROVED GLASS TYPES.
- 4) APPROVED IMPACT PROTECTIVE SYSTEM IS NOT REQUIRED FOR THIS PRODUCT IN WIND-BORNE DEBRIS REGIONS.
- 5) SHIM AS REQUIRED AT EACH INSTALLATION ANCHOR WITH LOAD BEARING SHIM. SHIM WHERE SPACE OF 1/16" OR GREATER OCCURS. MAXIMUM ALLOWABLE SHIM STACK TO BE 1/4".
- 6) FOR INSTALLATION INTO WOOD FRAMING OR 2X BUCK USE #10 WOOD SCREW WITH SUFFICIENT LENGTH TO ACHIEVE A 1 3/8" MINIMUM EMBEDMENT INTO SUBSTRATE WITH 13/16" MINIMUM EDGE DISTANCE. LOCATE ANCHORS AS SHOWN IN ELEVATIONS AND INSTALLATION DETAILS.
- 7) FOR INSTALLATION INTO CONCRETE/MASONRY USE 3/16" ITW TAPCON WITH SUFFICIENT LENGTH TO ACHIEVE A 1 1/4" MINIMUM EMBEDMENT INTO SUBSTRATE AND 2 5/8" MINIMUM EDGE DISTANCE. LOCATE ANCHORS AS SHOWN IN ELEVATIONS AND INSTALLATION DETAILS.
- 8) FOR ANCHORING INTO METAL FRAMING USE #10 TEK SELF TAPPING SCREWS WITH SUFFICIENT LENGTH TO ACHIEVE A MINIMUM EMBEDMENT OF THREE THREADS PAST THE FRAME THICKNESS. LOCATE ANCHORS AS SHOWN IN ELEVATIONS AND INSTALLATION DETAILS.
- 9) ALL FASTENERS TO BE CORROSION RESISTANT.
- 10) INSTALLATION ANCHORS SHALL BE INSTALLED IN ACCORDANCE WITH ANCHOR MANUFACTURER'S INSTALLATION INSTRUCTIONS, AND ANCHORS SHALL NOT BE USED IN SUBSTRATES WITH STRENGTHS LESS THAN THE MINIMUM STRENGTH SPECIFIED BELOW:
 A. WOOD - MINIMUM SPECIFIC GRAVITY OF G=0.42
 B. CONCRETE - MINIMUM COMPRESSIVE STRENGTH OF 3,200 PSI.
 C. MASONRY - STRENGTH CONFORMANCE TO ASTM C-90, GRADE N, TYPE 1 (OR GREATER).
 D. METAL FRAMING - 16GA (.060) MINIMUM THICKNESS
- 11) ALLOWABLE STRESS INCREASE OF 1/3 WAS NOT USED IN THE DESIGN OF THE PRODUCT SHOWN HEREIN. WIND LOAD DURATION FACTOR Cd=1.6 WAS USED FOR WOOD ANCHOR CALCULATIONS.
- 12) FRAME MATERIAL: EXTRUDED RIGID PVC .075" THICK.
 SASH MATERIAL: EXTRUDED RIGID PVC .070" THICK.
- 13) HR2710MI UNITS USE GLAZING TYPE C ONLY WITH .090" BUTACITE PVB BY DUPONT INTERLAYER. HR2810MI UNITS USE GLAZING TYPES A OR B ONLY WITH SENTRY GLASPLUS BY DUPONT INTERLAYER.

TABLE OF CONTENTS

SHEET NO.	DESCRIPTION
1	ELEVATION, ANCHORING AND NOTES
2 - 5	ELEVATION AND ANCHORING
6	BILL OF MATERIALS AND CROSS SECTIONS
7	CROSS SECTIONS
8 - 10	INSTALLATION DETAILS
11	COMPONENTS AND GLAZING DETAILS

PRODUCT REVISED
 s complying with the Florida
 Building Code
 Acceptance No. 11-1114-11
 Expiration Date 12/23/2015
 Miami Trade Product Control

PGT INDUSTRIES
 1070 TECHNOLOGY DRIVE
 NOKOMIS, FL 34274

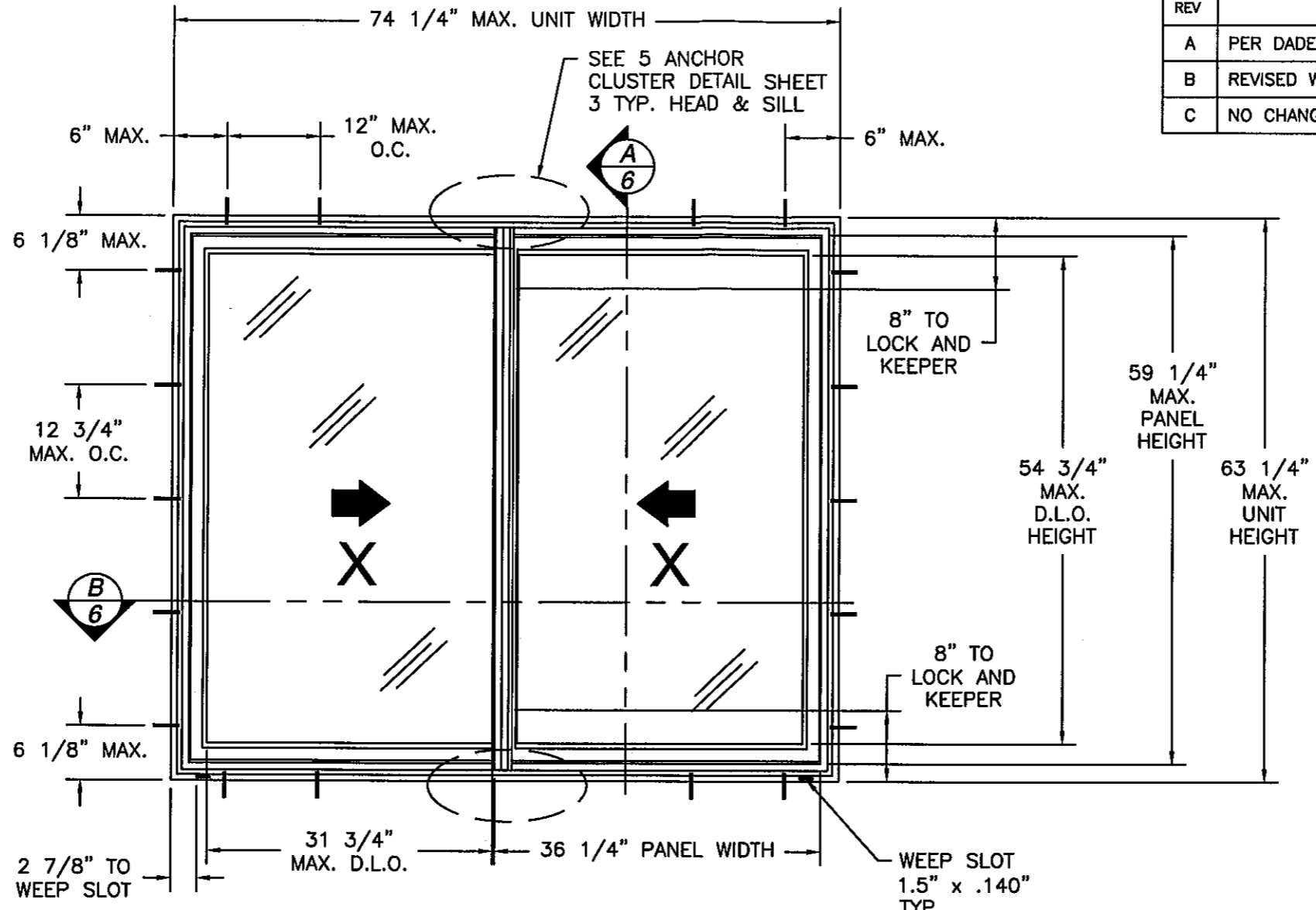
2/3LT HR2710MI PVC HORIZONTAL ROLLER LMI
 2/3LT HR2810MI PVC HORIZONTAL ROLLER LMI
 ELEVATION, ANCHORING AND NOTES

DRAWN: TJH DWG NO. 08-00883 REV C

SCALE NTS DATE 10/27/09 SHEET 1 OF 11

ANTHONY LYNN MILLER
 LICENSE
 No. 58705
 A. Lynn Miller, P.E.
 STATE OF FLORIDA
 PROFESSIONAL ENGINEER
 P.E.# 58705

REVISIONS			
REV	DESCRIPTION	DATE	APPROVED
A	PER DADE LETTER DATED MAR. 24, 2010	5/19/10	R.L.
B	REVISED WOOD SCREW EDGE DIST.	09/23/10	R.L.
C	NO CHANGE THIS SHEET	10/27/11	J.J.



**2LT HR2810MI PVC
HORIZONTAL ROLLER WINDOW 74 1/4" x 63 1/4"
EXTERIOR VIEW**

2LT HR2810MI WITH GLAZING TYPES A AND B

DESIGN PRESSURE RATING	IMPACT RATING
+ 70.0 PSF - 100.0 PSF	LARGE AND SMALL MISSILE IMPACT


WITH 1 1/2" SILL RISER ITEM #35

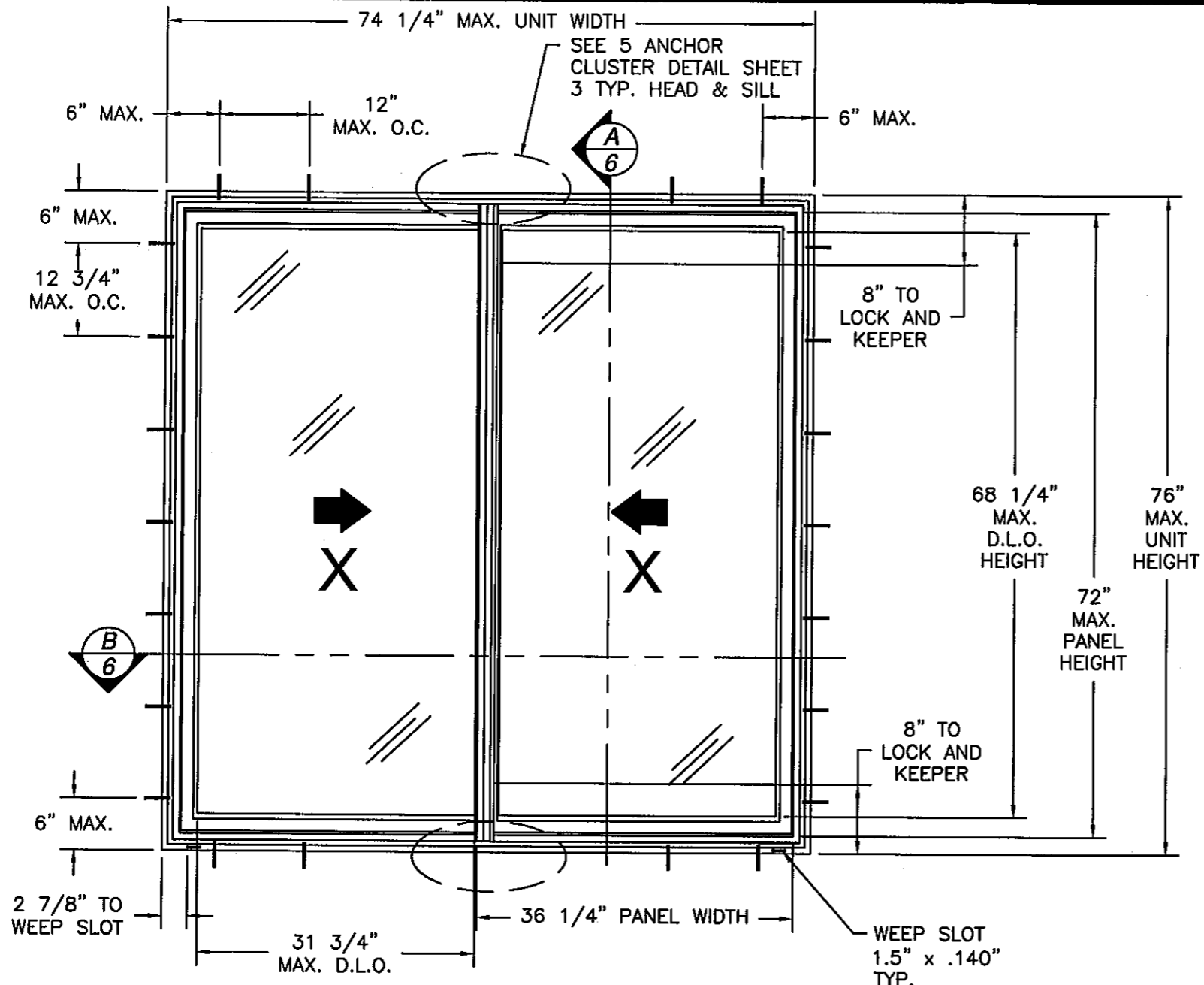
PRODUCT REVISED
as complying with the Florida
Building Code
Acceptance No. 11-1114.11
Expiration Date 12/23/2019
By *[Signature]*
Miami Dade Product Control

PGT INDUSTRIES
1070 TECHNOLOGY DRIVE
NOKOMIS, FL 34275

2/3LT HR2710MI PVC HORIZONTAL ROLLER LMI
2/3LT HR2810MI PVC HORIZONTAL ROLLER LMI
ELEVATION AND ANCHORING

DRAWN: TJH	DWG NO. 08-00883	REV C
SCALE NTS	DATE 10/27/09	SHEET 2 OF 11





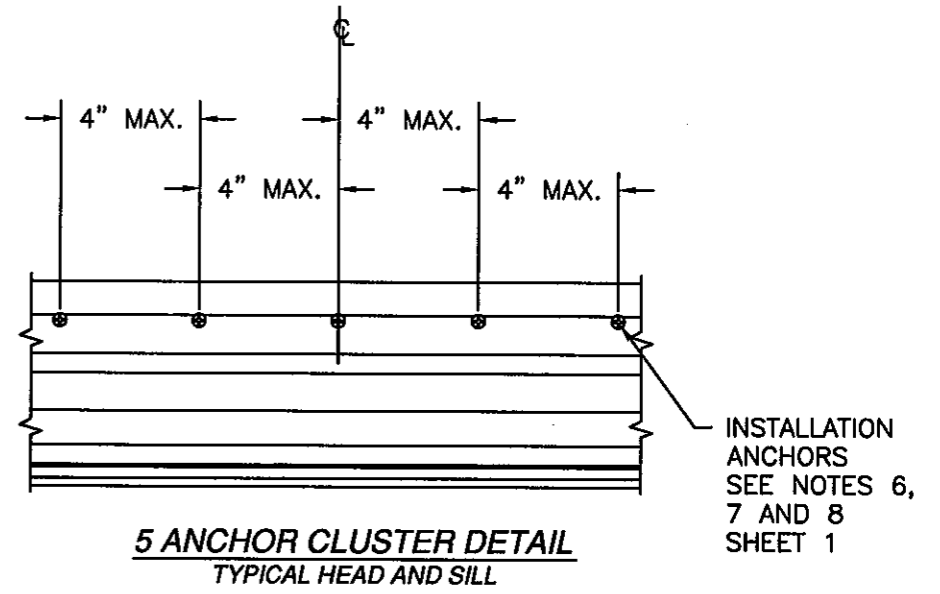
**2LT HR2810MI PVC
HORIZONTAL ROLLER WINDOW 74 1/4" x 76"
EXTERIOR VIEW**

2LT HR2810MI WITH GLAZING TYPE B

DESIGN PRESSURE RATING	IMPACT RATING
+ 60.0 PSF - 80.0 PSF	LARGE AND SMALL MISSILE IMPACT

WITH 1 1/2" SILL RISER ITEM #35

REVISIONS			
REV	DESCRIPTION	DATE	APPROVED
A	PER DADE LETTER DATED MAR. 24, 2010	5/19/10	R.L.
B	REVISED WOOD SCREW EDGE DIST.	09/23/10	R.L.
C	NO CHANGE THIS SHEET	10/27/11	J.J.




PRODUCT REVISED
as complying with the Florida
Building Code
Acceptance No. 11-1114.11
Expiration Date 12/23/2015
By *[Signature]*
Miami Dade Product Control

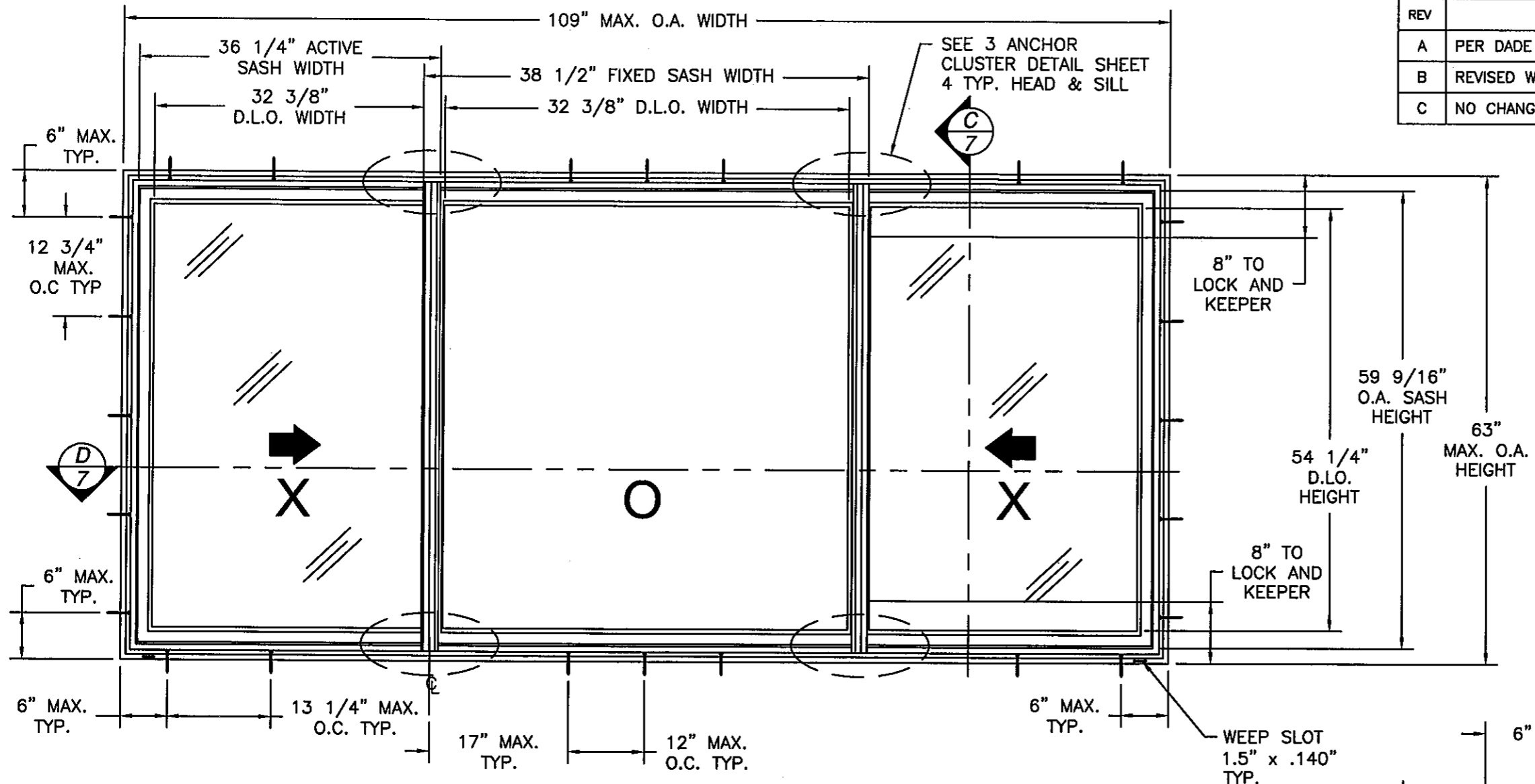
PGT INDUSTRIES
1070 TECHNOLOGY DRIVE
NOKOMIS, FL 34275

2/3LT HR2710MI PVC HORIZONTAL ROLLER LMI
2/3LT HR2810MI PVC HORIZONTAL ROLLER LMI
ELEVATION AND ANCHORING

DRAWN: TJH	DWG NO. 08-00883	REV C
SCALE NTS	DATE 10/27/09	SHEET 3 OF 11



REVISIONS			
REV	DESCRIPTION	DATE	APPROVED
A	PER DADE LETTER DATED MAR. 24, 2010	5/19/10	R.L.
B	REVISED WOOD SCREW EDGE DIST.	09/23/10	R.L.
C	NO CHANGE THIS SHEET	10/27/11	J.J.

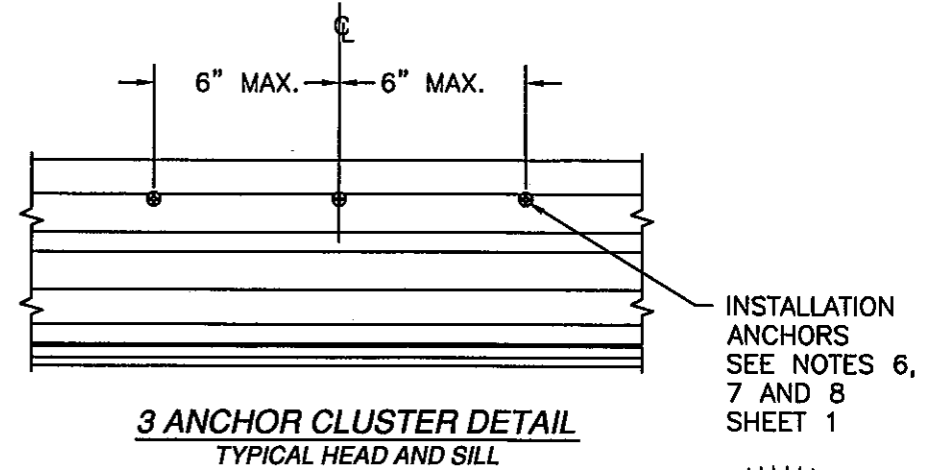


**3LT HR2710MI PVC
HORIZONTAL ROLLER WINDOW 109" x 63"
EXTERIOR VIEW**

3LT HR2710MI WITH GLAZING TYPE C

DESIGN PRESSURE RATING	IMPACT RATING
±65PSF	LARGE AND SMALL MISSILE IMPACT

WITH 1 1/2" SILL RISER ITEM #35




**3 ANCHOR CLUSTER DETAIL
TYPICAL HEAD AND SILL**

PRODUCT REVISED as complying with the Florida Building Code
Acceptance No. 11-1114-11
Expiration Date 12/23/2015
By [Signature]
Miami Dade Product Control

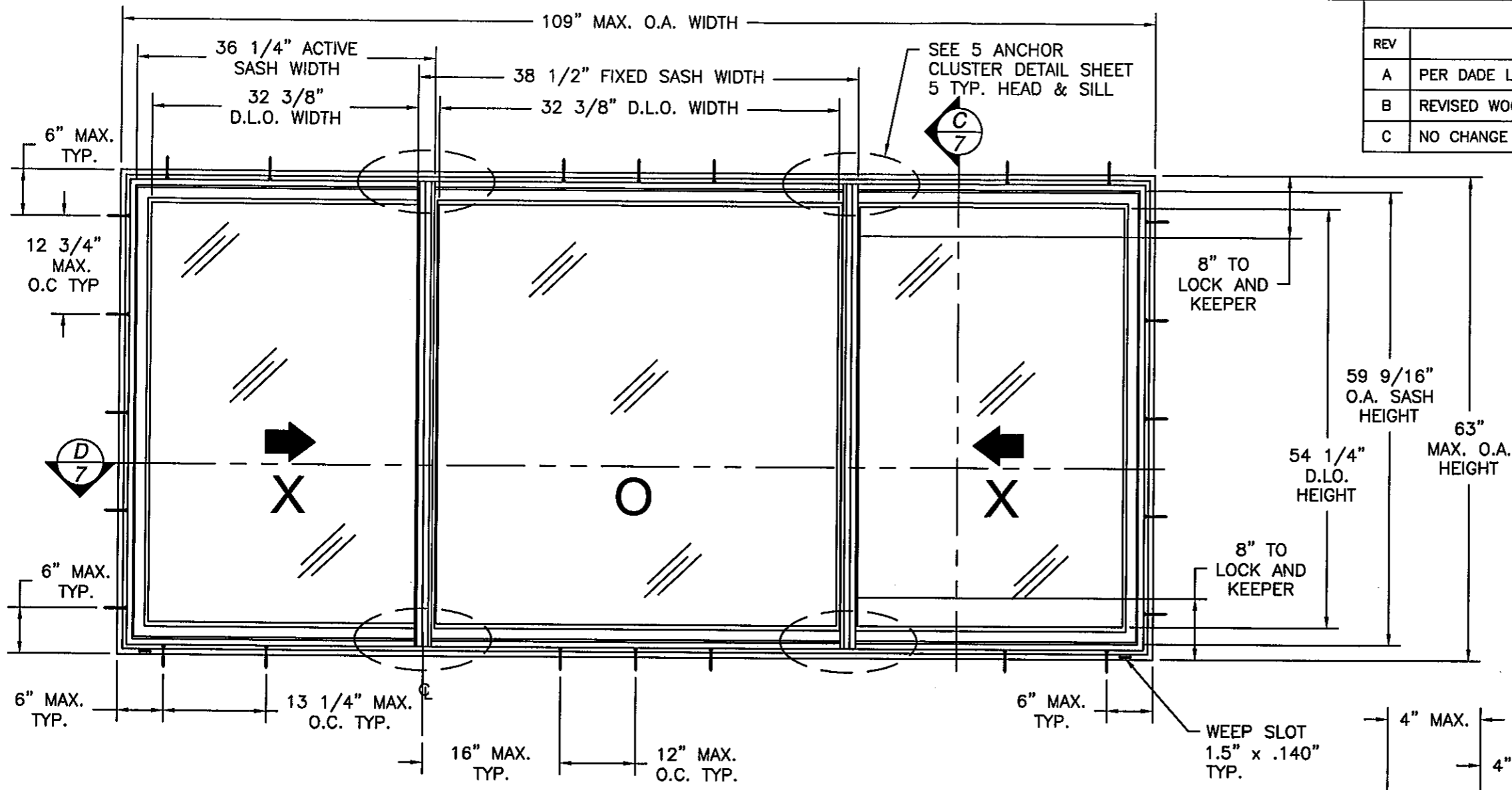
PGT INDUSTRIES
1070 TECHNOLOGY DRIVE
NOKOMIS, FL 34275

2/3LT HR2710MI PVC HORIZONTAL ROLLER LMI
2/3LT HR2810MI PVC HORIZONTAL ROLLER LMI
ELEVATION AND ANCHORING

DRAWN: TJH	DWG NO. 08-00883	REV C
SCALE NTS	DATE 10/27/09	SHEET 4 OF 11



REVISIONS			
REV	DESCRIPTION	DATE	APPROVED
A	PER DADE LETTER DATED MAR. 24, 2010	5/19/10	R.L.
B	REVISED WOOD SCREW EDGE DIST.	09/23/10	R.L.
C	NO CHANGE THIS SHEET	10/27/11	J.J.

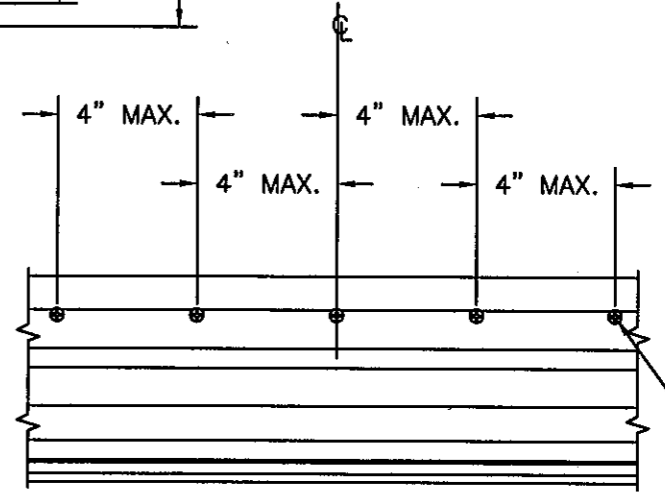


**3LT HR2810MI PVC
HORIZONTAL ROLLER WINDOW 109" x 63"
EXTERIOR VIEW**

3LT HR2810MI WITH GLAZING TYPES A AND B

DESIGN PRESSURE RATING	IMPACT RATING
+ 75.0 PSF - 100.0 PSF	LARGE AND SMALL MISSILE IMPACT

WITH 1 1/2" SILL RISER ITEM #35



**5 ANCHOR CLUSTER DETAIL
TYPICAL HEAD AND SILL**


INSTALLATION ANCHORS SEE NOTES 6, 7 AND 8 SHEET 1

PRODUCT REVISED as complying with the Florida Building Code
Acceptance No. 11-1114-11
Expiration Date 12/23/2015
By [Signature]
Miami Dade Product Control

PGT INDUSTRIES
1070 TECHNOLOGY DRIVE
NOKOMIS, FL 34275

2/3LT HR2710MI PVC HORIZONTAL ROLLER LMI
2/3LT HR2810MI PVC HORIZONTAL ROLLER LMI
ELEVATION AND ANCHORING

DRAWN: TJH	DWG NO. 08-00883	REV C
SCALE NTS	DATE 10/27/09	SHEET 5 OF 11



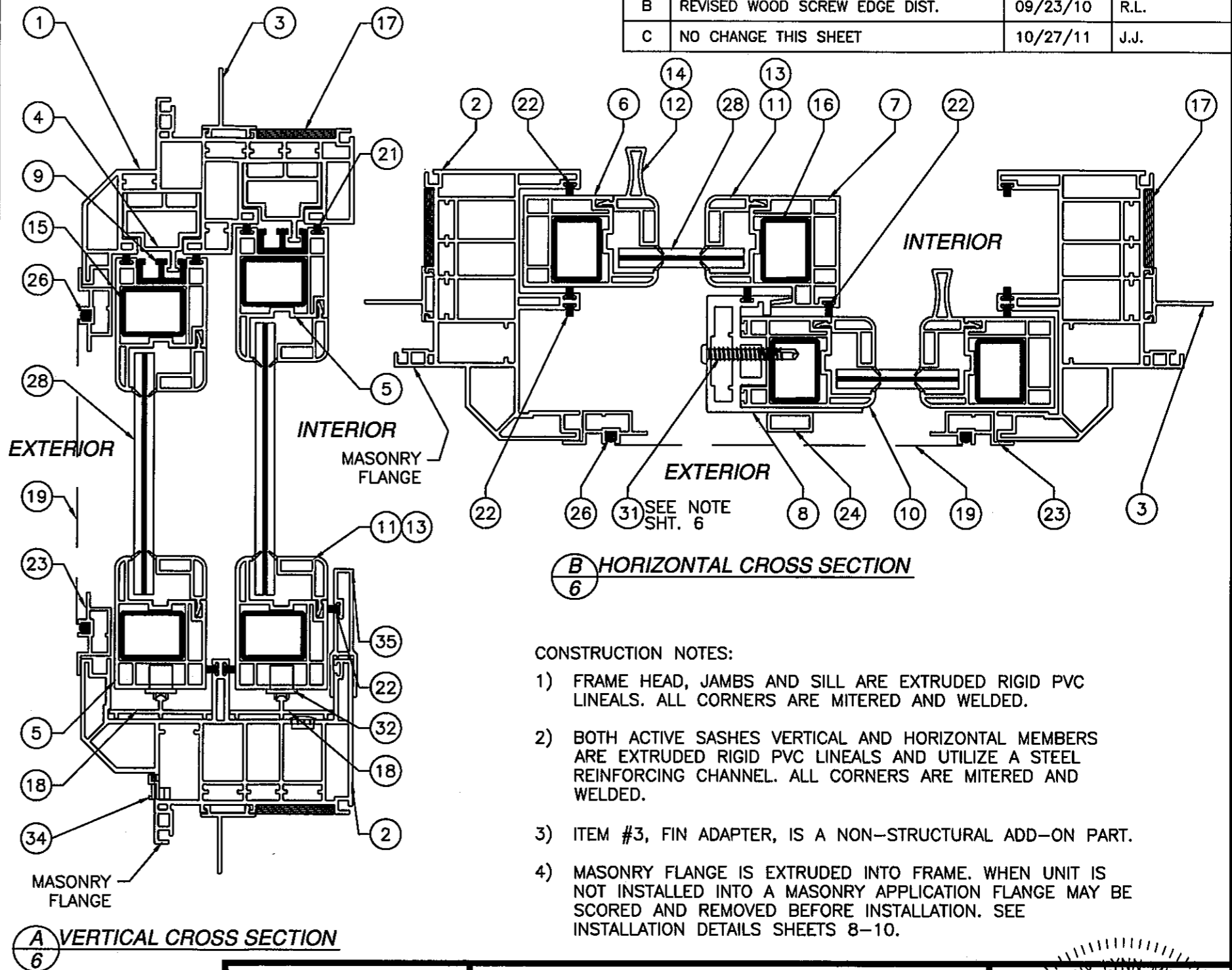
PARTS LIST				
NO.	PART NUMBER	DESCRIPTION	MANUFACTURER	MATERIAL
1	8301	FRAME HEAD	LB PLASTICS INC.	RIGID PVC
2	8303	FRAME SILL AND JAMB	LB PLASTICS INC.	RIGID PVC
3	8343	FIN ADAPTER	LB PLASTICS INC.	RIGID PVC
4	VB51F34F-4	HEADER POCKET INSERT	EASTERN METALS	ALUMINUM 6063-T6
5	8306	SASH HORIZONTAL PLAIN	LB PLASTICS INC.	RIGID PVC
6	8305	SASH VERTICAL PLAIN	LB PLASTICS INC.	RIGID PVC
7	8308	SASH INTERNAL INTERLOCK	LB PLASTICS INC.	RIGID PVC
8	VB591F34F-1	OUTER SASH INTERLOCK	EASTERN METALS	ALUMINUM 6063-T6
9	VB51F34F-5	SASH POCKET INSERT	EASTERN METALS	ALUMINUM 6063-T6
10	8307	SASH EXTERNAL INTERLOCK	LB PLASTICS INC.	RIGID PVC
11	8321	SASH 5/16" PLAIN BEAD	LB PLASTICS INC.	RIGID PVC
12	8320	SASH 5/16" LIFT BEAD	LB PLASTICS INC.	RIGID PVC
13	8325	SASH 7/8" PLAIN BEAD	LB PLASTICS INC.	RIGID PVC
14	8324	SASH 7/8" LIFT BEAD	LB PLASTICS INC.	RIGID PVC
15	ST1007B 16GA	SASH REINFORCEMENT	HYGRADE	GALVANIZED STEEL
16	ST1007B 14GA	SASH REINFORCEMENT	HYGRADE	GALVANIZED STEEL
17	2NB-8K-018	RIGID FILLER .797"	FRANK LOWE	NEOPRENE
18	FL 1221	ROLLER TRACK	EASTERN METALS	ALUMINUM 6063-T6
19	18/16GCCL	SCREEN CLOTH	PHIFER WIRE	FIBERGLASS
20	WA2L	WEEP COVER	PREFERRED ENG.	NYLON
21	G23251NW	WEATHERSTRIPPING FIN SEAL	ULTRA FAB	POLYPROPYLENE
22	G23321NW	WEATHERSTRIPPING FIN SEAL	ULTRA FAB	POLYPROPYLENE
23	VB51F34F-3	SCREEN FRAME	EASTERN METALS	ALUMINUM 6063-T6
24	VB591FB5-3	SCREEN CROSS BAR	EASTERN METALS	ALUMINUM 6063-T6
25	SIKAFLEX 552	GLAZING COMPOUND	SIKA	POLYURETHANE
26	FP-50-160B	SCREEN SPLINE	PROTOTYPE PLASTICS	65A TPE
27	SK01-3014-G2	SASH KEEPER	INTERLOCK USA	ZINC
28		IMPACT GLAZING SEE SHEET 10		
29	5500-000-G2	SASH LOCK	INTERLOCK USA	ZINC
30	NCRWDH-042	TILT LATCH	IPS	ZINC
31	10N125UXPZ	#10 x 1 1/4" PH SM SCREW	ALL POINT	STAINLESS STEEL
32	PD42366-1-125	ROLLER	IPS	STAINLESS STEEL
33	SNB IN	INTERLOCK CLIP	WIRCO	STAINLESS STEEL
34		WEEP COVER		RIGID PVC
35	8349	1 1/2" SILL RISER	L.B. PLASTICS	RIGID PVC

ITEM #33 IS USED BUT NOT SHOWN.

NOTE: LOCATE ITEM #31, 3" FROM TOP & BOTTOM OF OUTER SASH INTERLOCK AND (3) MORE EQUALLY SPACED.

WHITE PVC EXTRUSIONS TO BE LABELED WITH AAMA EXTRUDER CODE, EXTRUDER NAME, CITY, STATE AND MDCA.

REVISIONS			
REV	DESCRIPTION	DATE	APPROVED
B	REVISED WOOD SCREW EDGE DIST.	09/23/10	R.L.
C	NO CHANGE THIS SHEET	10/27/11	J.J.



CONSTRUCTION NOTES:


- 1) FRAME HEAD, JAMBS AND SILL ARE EXTRUDED RIGID PVC LINEALS. ALL CORNERS ARE MITERED AND WELDED.
- 2) BOTH ACTIVE SASHES VERTICAL AND HORIZONTAL MEMBERS ARE EXTRUDED RIGID PVC LINEALS AND UTILIZE A STEEL REINFORCING CHANNEL. ALL CORNERS ARE MITERED AND WELDED.
- 3) ITEM #3, FIN ADAPTER, IS A NON-STRUCTURAL ADD-ON PART.
- 4) MASONRY FLANGE IS EXTRUDED INTO FRAME. WHEN UNIT IS NOT INSTALLED INTO A MASONRY APPLICATION FLANGE MAY BE SCORED AND REMOVED BEFORE INSTALLATION. SEE INSTALLATION DETAILS SHEETS 8-10.

PRODUCT REVISED
as complying with the Florida
Building Code
Acceptance No. 11-1114.11
Expiration Date 12/23/2015
By *[Signature]*
Miami Dade Product Control

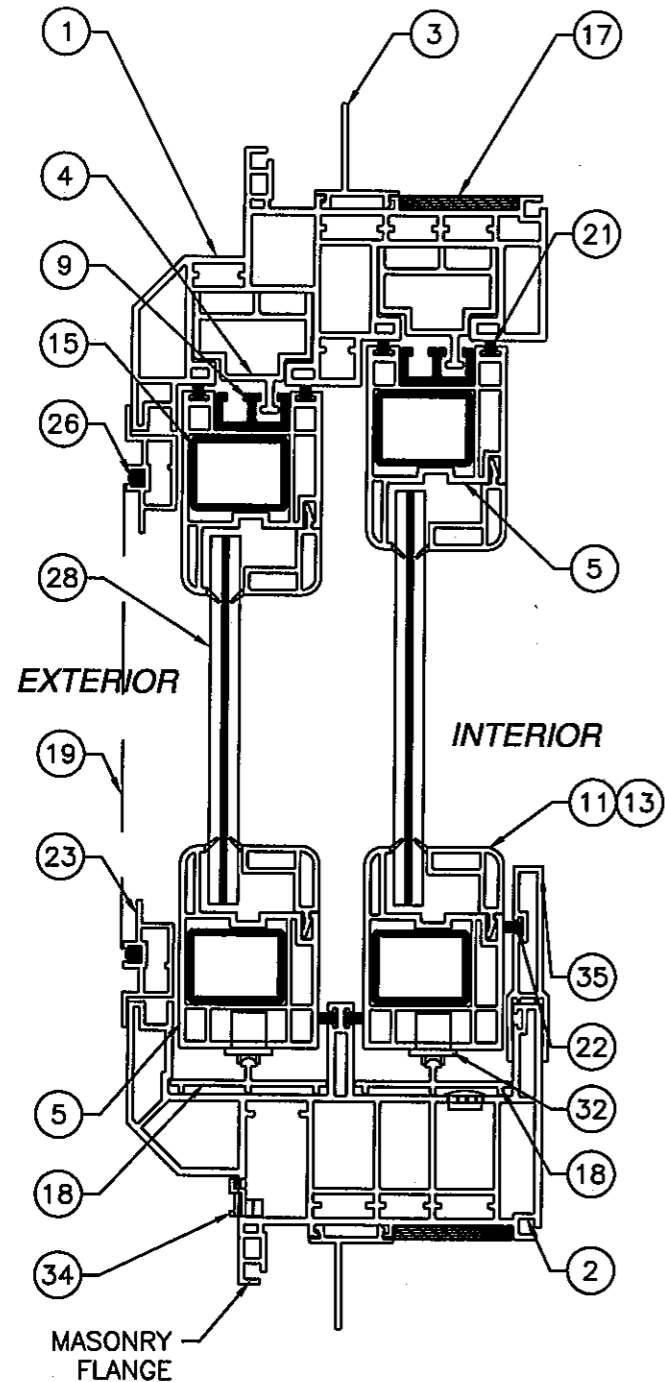
PGT INDUSTRIES
1070 TECHNOLOGY DRIVE
NOKOMIS, FL 34275

2/3LT HR2710MI PVC HORIZONTAL ROLLER LMI
2/3LT HR2810MI PVC HORIZONTAL ROLLER LMI
BILL OF MATERIALS AND CROSS SECTIONS

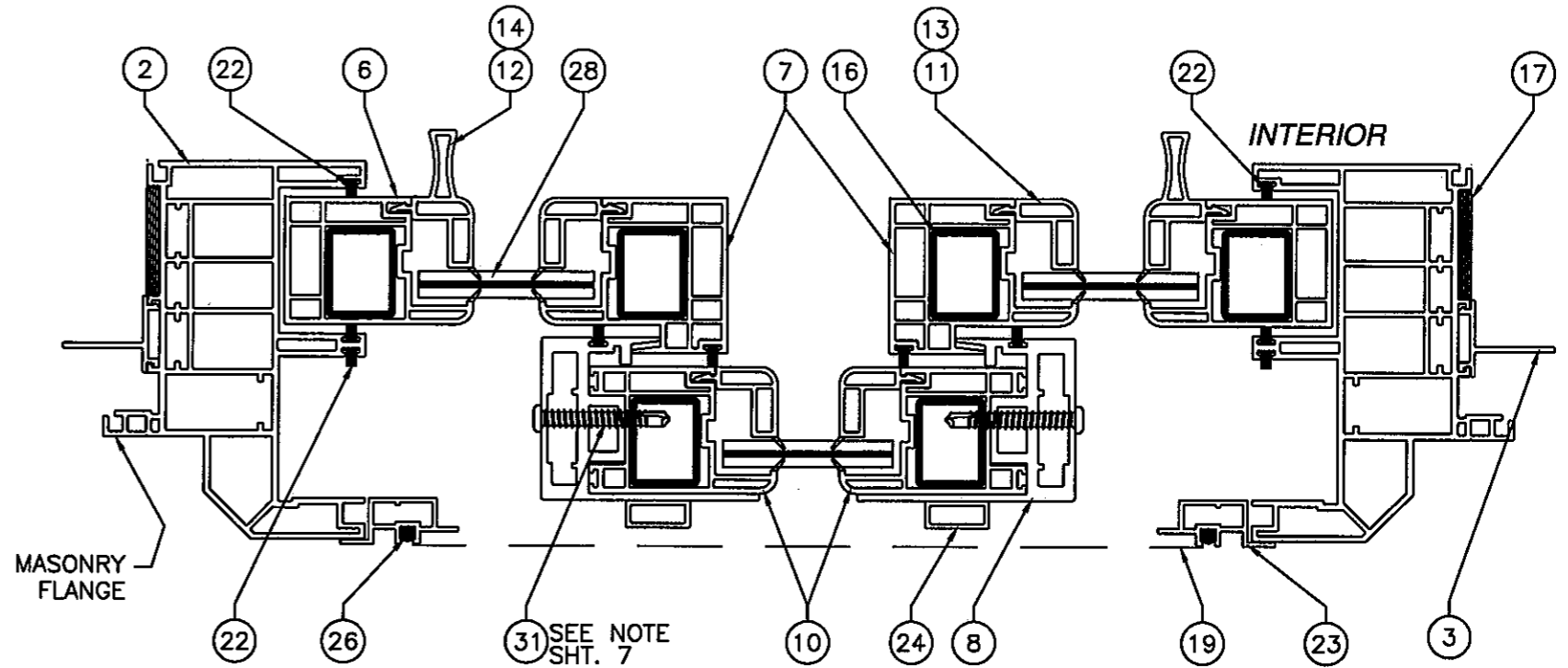
DRAWN: TJH	DWG NO. 08-00883	REV C
SCALE NTS	DATE 10/27/09	SHEET 6 OF 11



REVISIONS			
REV	DESCRIPTION	DATE	APPROVED
A	PER DADE LETTER DATED MAR. 24, 2010	5/19/10	R.L.
B	REVISED WOOD SCREW EDGE DIST.	09/23/10	R.L.
C	NO CHANGE THIS SHEET	10/27/11	J.J.



C VERTICAL CROSS SECTION
7



D HORIZONTAL CROSS SECTION
7


NOTE: LOCATE ITEM #31, 3" FROM TOP & BOTTOM OF OUTER SASH INTERLOCK AND (3) MORE EQUALLY SPACED.

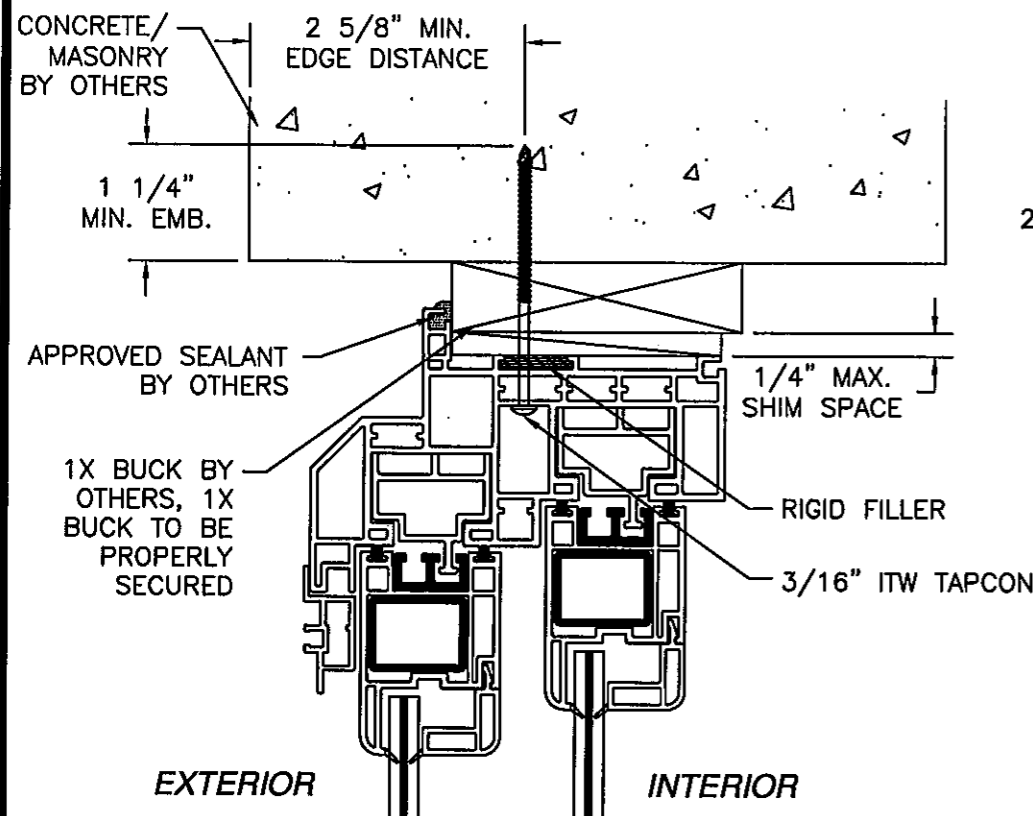
PRODUCT REVISED
as complying with the Florida
Building Code
Acceptance No. 11-1114.11
Expiration Date 12/23/2015
By [Signature]
Miami Dade Product Control

PGT INDUSTRIES
1070 TECHNOLOGY DRIVE
NOKOMIS, FL 34275

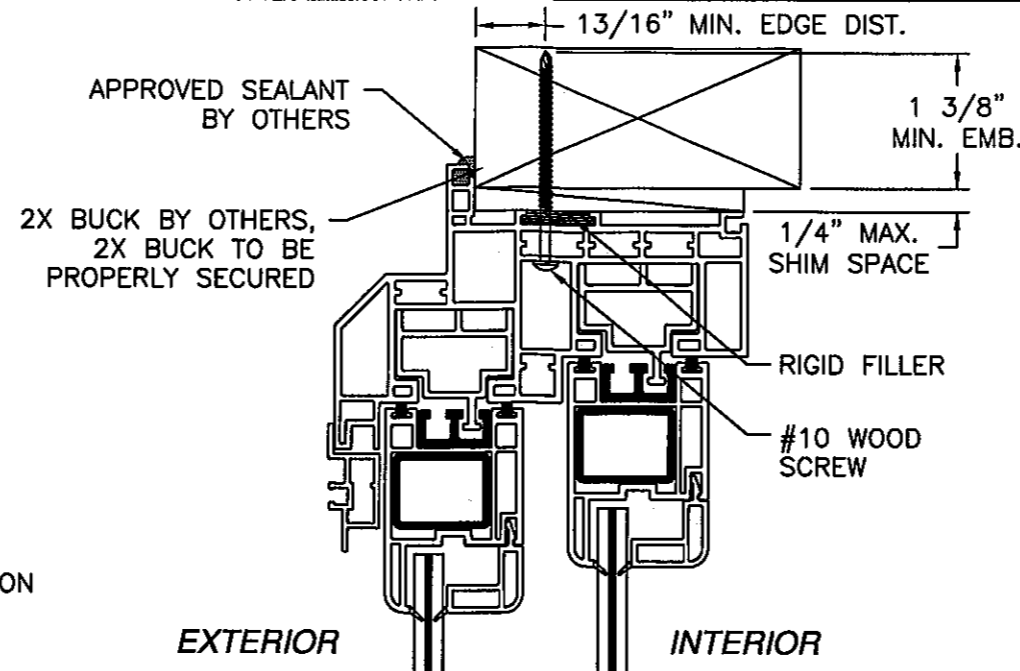
2/3LT HR2710MI PVC HORIZONTAL ROLLER LMI
2/3LT HR2810MI PVC HORIZONTAL ROLLER LMI
CROSS SECTIONS

DRAWN: TJH	DWG NO. 08-00883	REV C
SCALE NTS	DATE 10/27/09	SHEET 7 OF 11

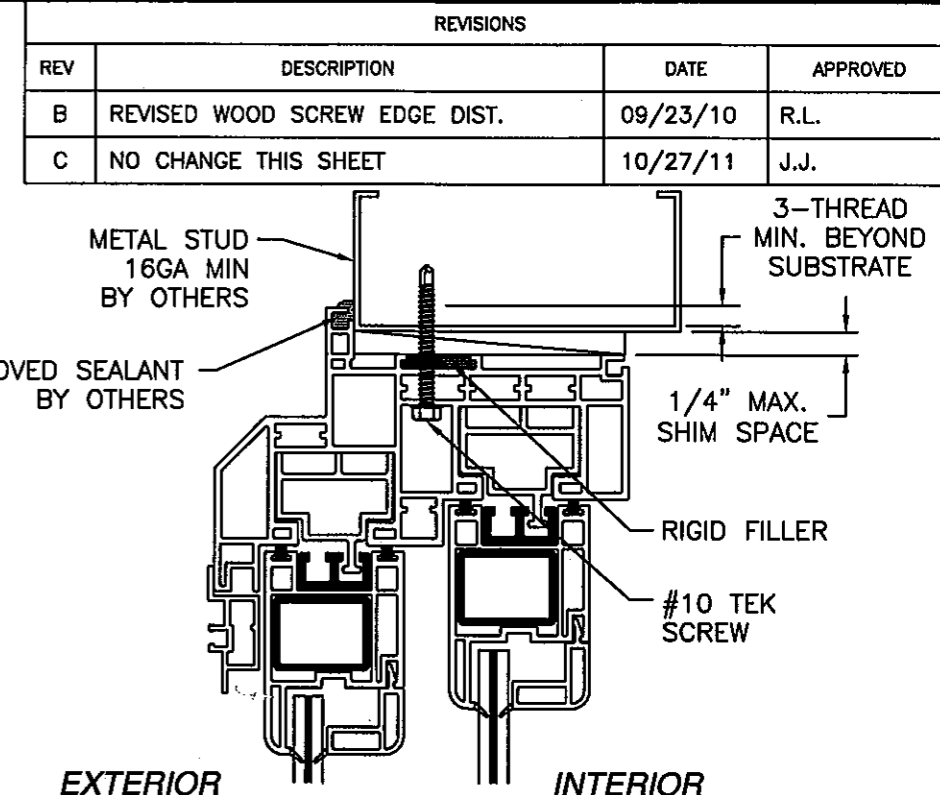




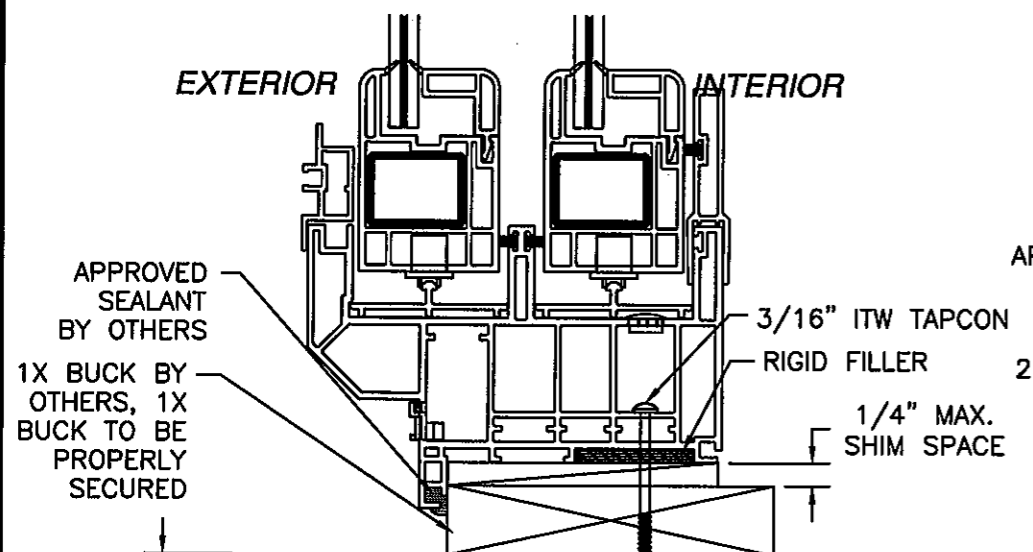
HEAD & JAMB
CONCRETE/MASONRY FLANGE INSTALLATION
HEAD SHOWN, JAMBS SIMILAR



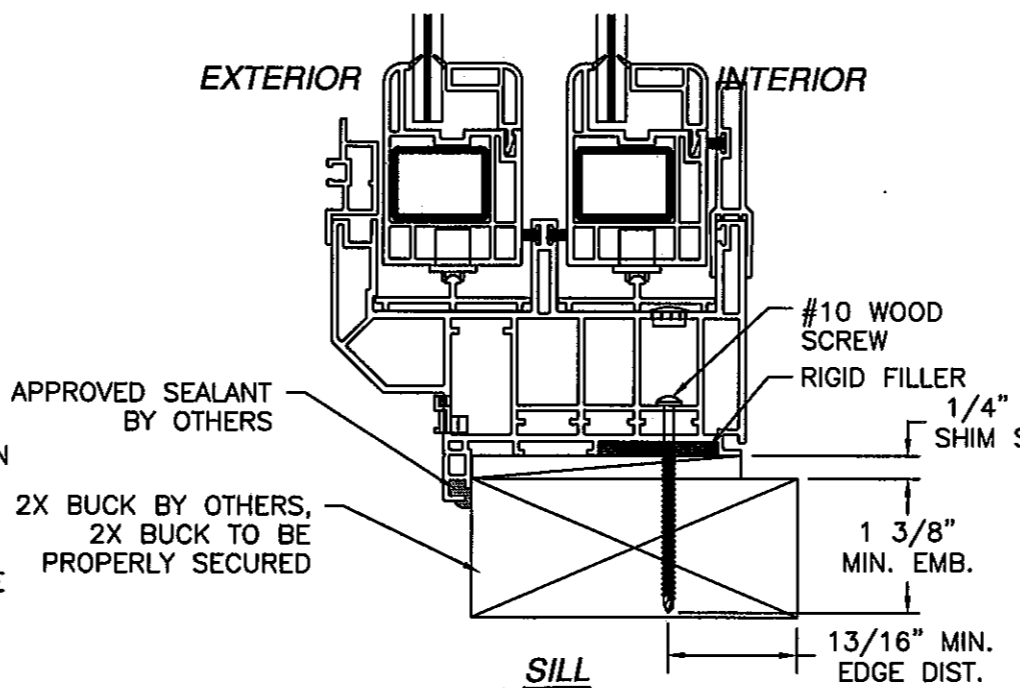
HEAD & JAMB
WOOD FRAMING OR 2X BUCK FLANGE INSTALLATION
HEAD SHOWN, JAMBS SIMILAR



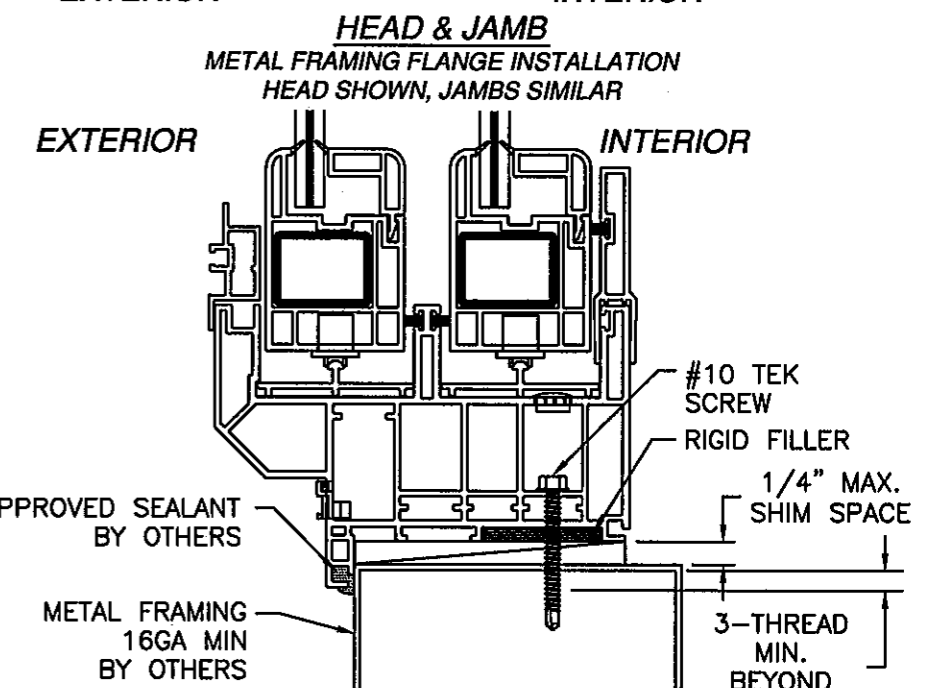
HEAD & JAMB
METAL FRAMING FLANGE INSTALLATION
HEAD SHOWN, JAMBS SIMILAR



SILL
CONCRETE/MASONRY FLANGE INSTALLATION



SILL
WOOD FRAMING OR 2X BUCK FLANGE INSTALLATION



SILL
METAL FRAMING FLANGE INSTALLATION


REVISIONS			
REV	DESCRIPTION	DATE	APPROVED
B	REVISED WOOD SCREW EDGE DIST.	09/23/10	R.L.
C	NO CHANGE THIS SHEET	10/27/11	J.J.

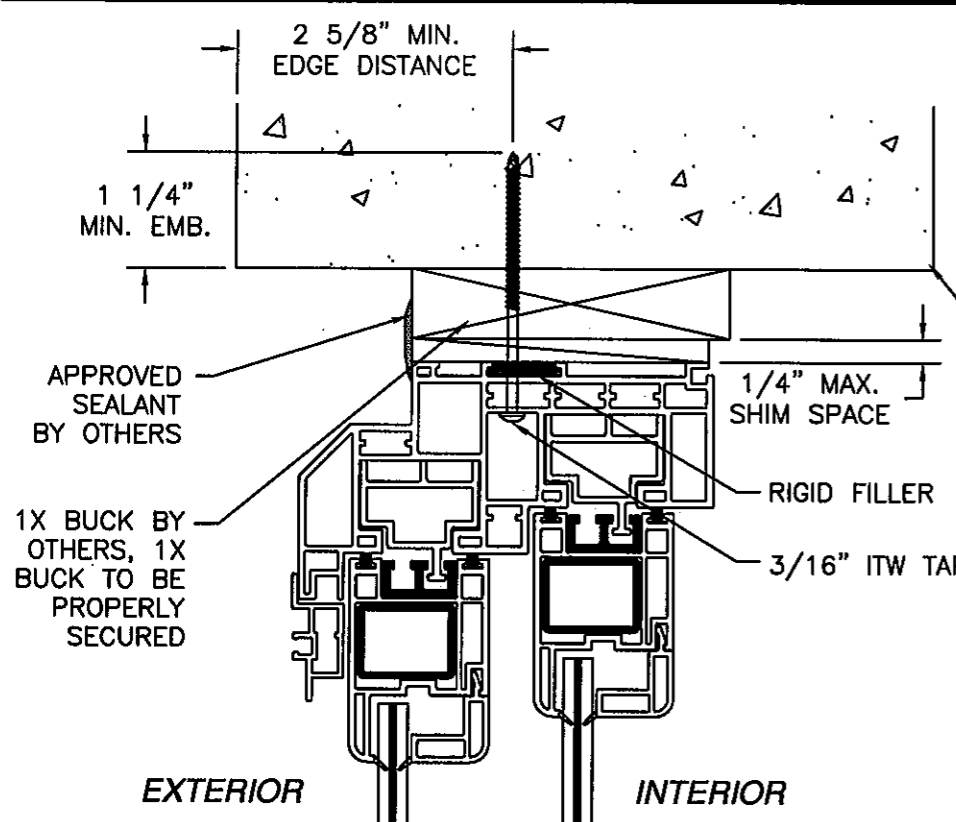
PRODUCT REVISED as complying with the Florida Building Code
 Acceptance No. 11-1114.11
 Expiration Date 12/23/2015
 By *[Signature]*
 Miami Dade Product Control

PGT INDUSTRIES
 1070 TECHNOLOGY DRIVE
 NOKOMIS, FL 34275

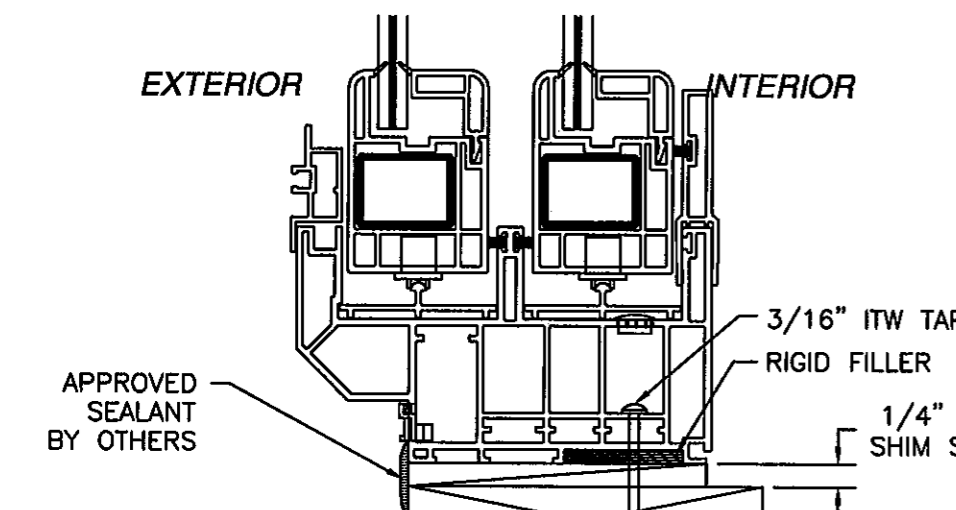
2/3LT HR2710MI PVC HORIZONTAL ROLLER LMI
 2/3LT HR2810MI PVC HORIZONTAL ROLLER LMI
 INSTALLATION DETAILS

DRAWN: TJH	DWG NO. 08-00883	REV C
SCALE NTS	DATE 10/27/09	SHEET 8 OF 11

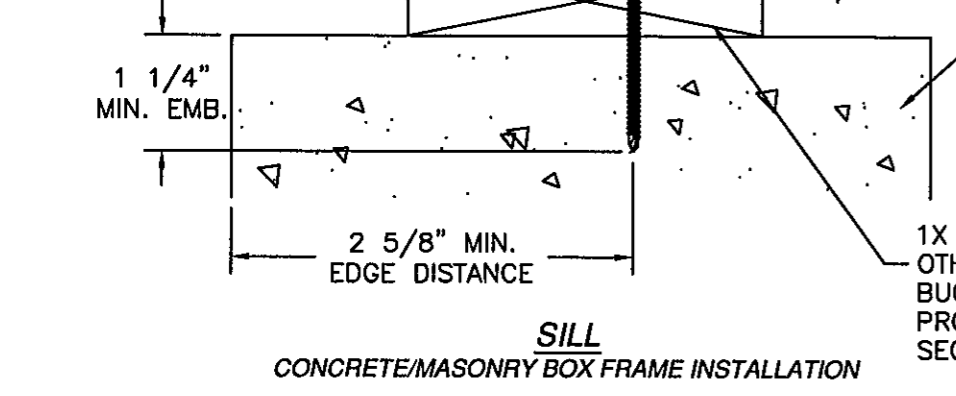




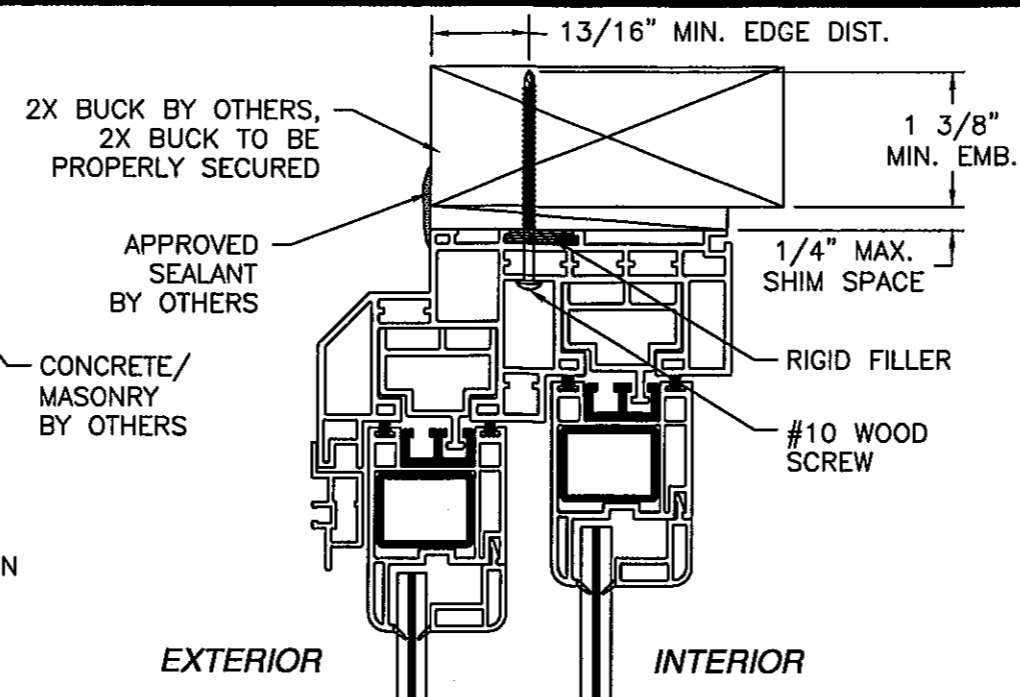
HEAD & JAMB
CONCRETE/MASONRY BOX FRAME INSTALLATION
HEAD SHOWN, JAMBS SIMILAR



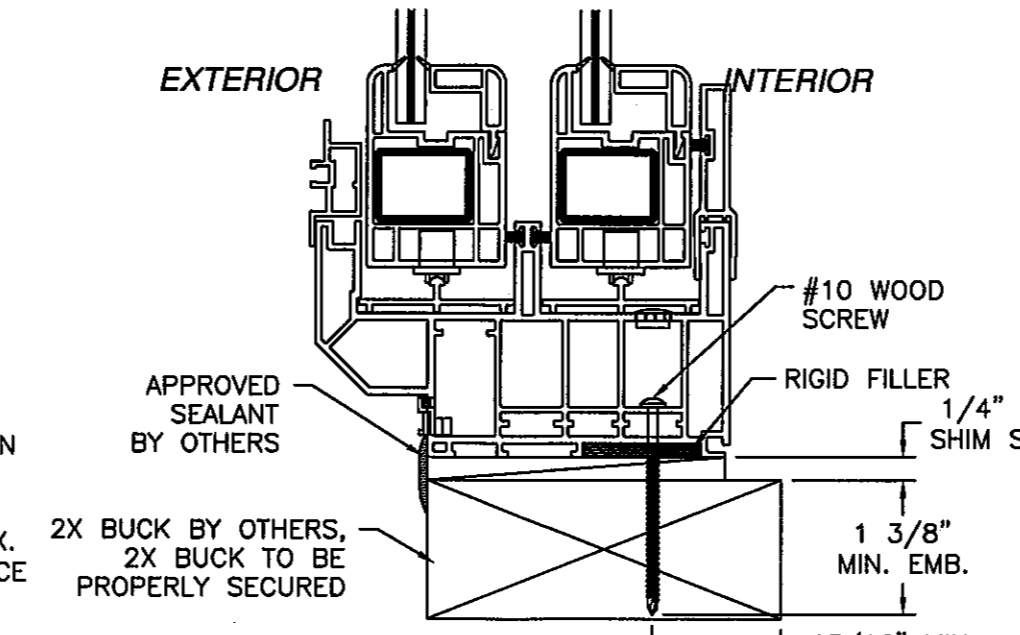
HEAD & JAMB
WOOD FRAMING OR 2X BUCK BOX FRAME INSTALLATION
HEAD SHOWN, JAMBS SIMILAR



SILL
CONCRETE/MASONRY BOX FRAME INSTALLATION

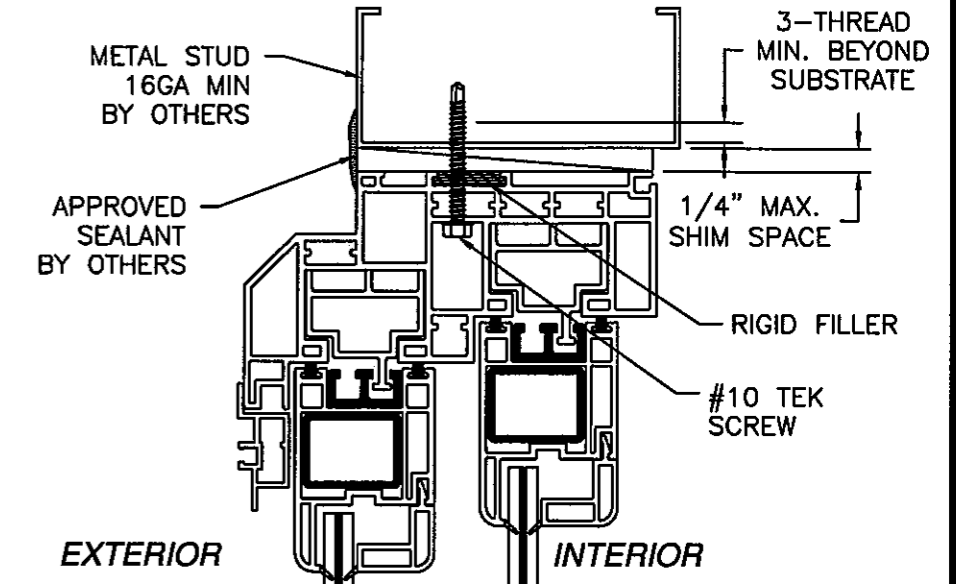


HEAD & JAMB
WOOD FRAMING OR 2X BUCK BOX FRAME INSTALLATION
HEAD SHOWN, JAMBS SIMILAR

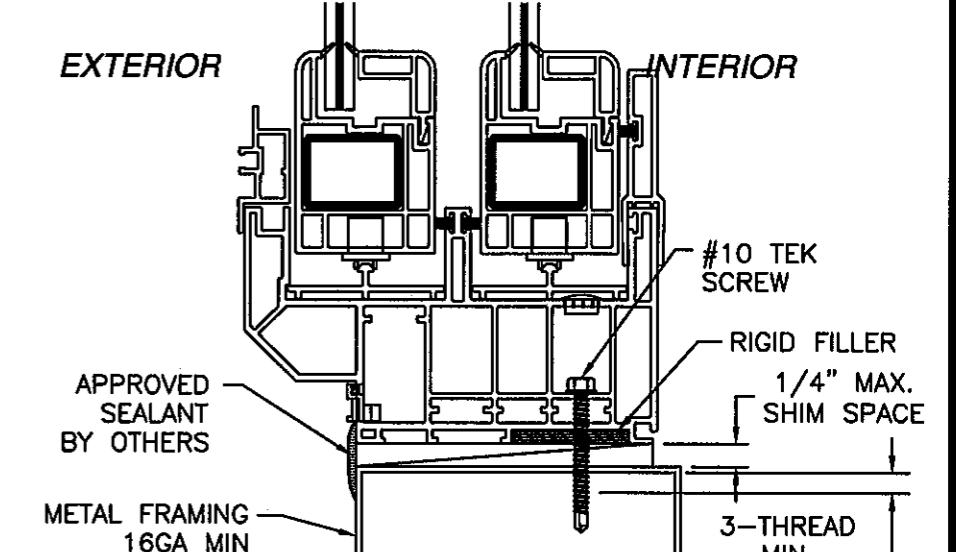


SILL
WOOD FRAMING OR 2X BUCK BOX FRAME INSTALLATION

REVISIONS			
REV	DESCRIPTION	DATE	APPROVED
B	REVISED WOOD SCREW EDGE DIST.	09/23/10	R.L.
C	NO CHANGE THIS SHEET	10/27/11	J.J.



HEAD & JAMB
METAL FRAMING BOX FRAME INSTALLATION
HEAD SHOWN, JAMBS SIMILAR



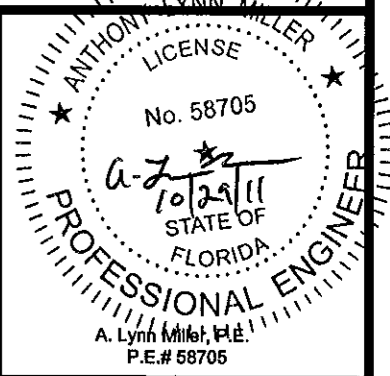
SILL
METAL FRAMING BOX FRAME INSTALLATION

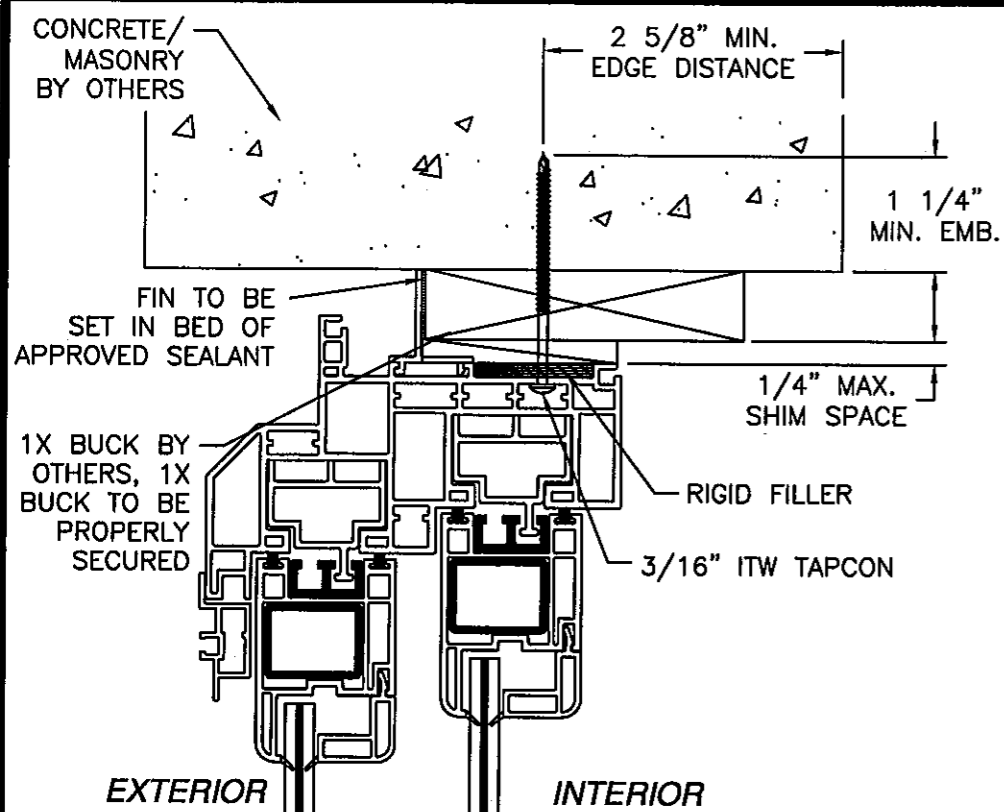
PRODUCT REVISED as complying with the Florida Building Code
Acceptance No. 44-1114.11
Expiration Date 12/23/2015
By *[Signature]*
Miami Dade Product Control

PGT INDUSTRIES
1070 TECHNOLOGY DRIVE
NOKOMIS, FL 34275

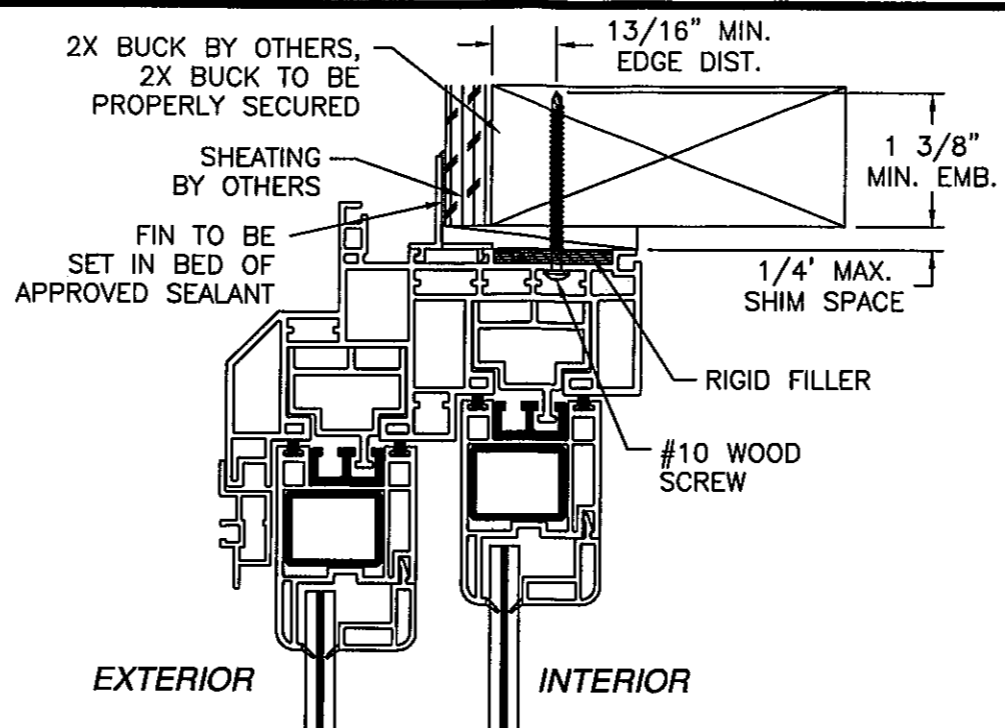
2/3LT HR2710MI PVC HORIZONTAL ROLLER LMI
2/3LT HR2810MI PVC HORIZONTAL ROLLER LMI
INSTALLATION DETAILS

DRAWN: TJH	DWG NO. 08-00883	REV C
SCALE NTS	DATE 10/27/09	SHEET 9 OF 11

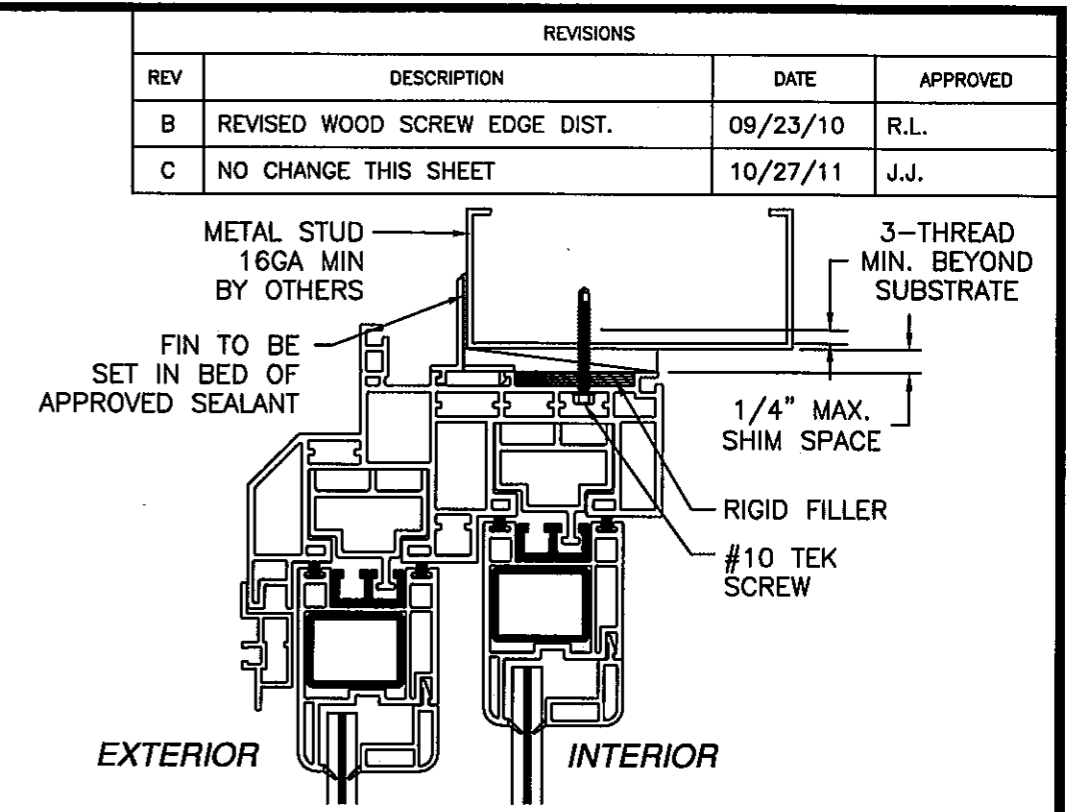




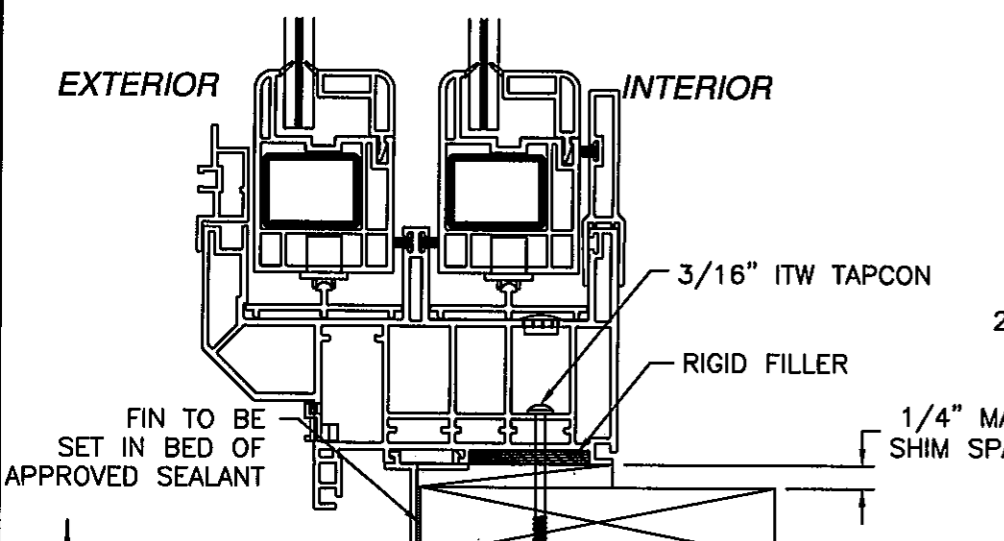
HEAD & JAMB
CONCRETE/MASONRY FIN INSTALLATION
HEAD SHOWN, JAMBS SIMILAR



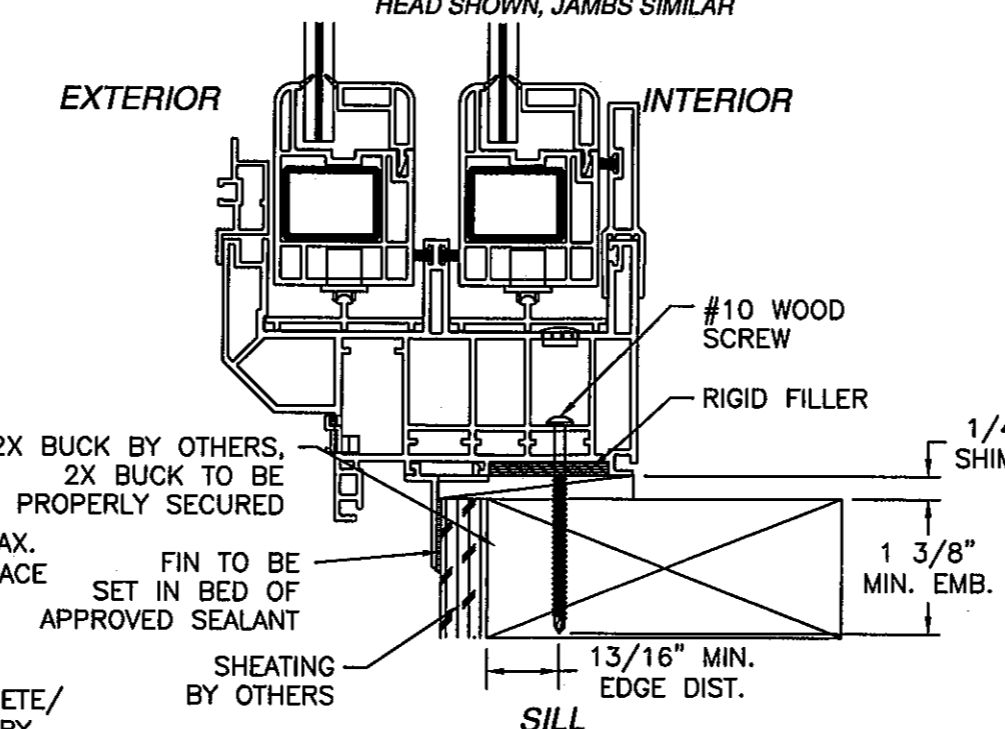
HEAD & JAMB
WOOD FRAMING OR 2X BUCK FIN INSTALLATION
HEAD SHOWN, JAMBS SIMILAR



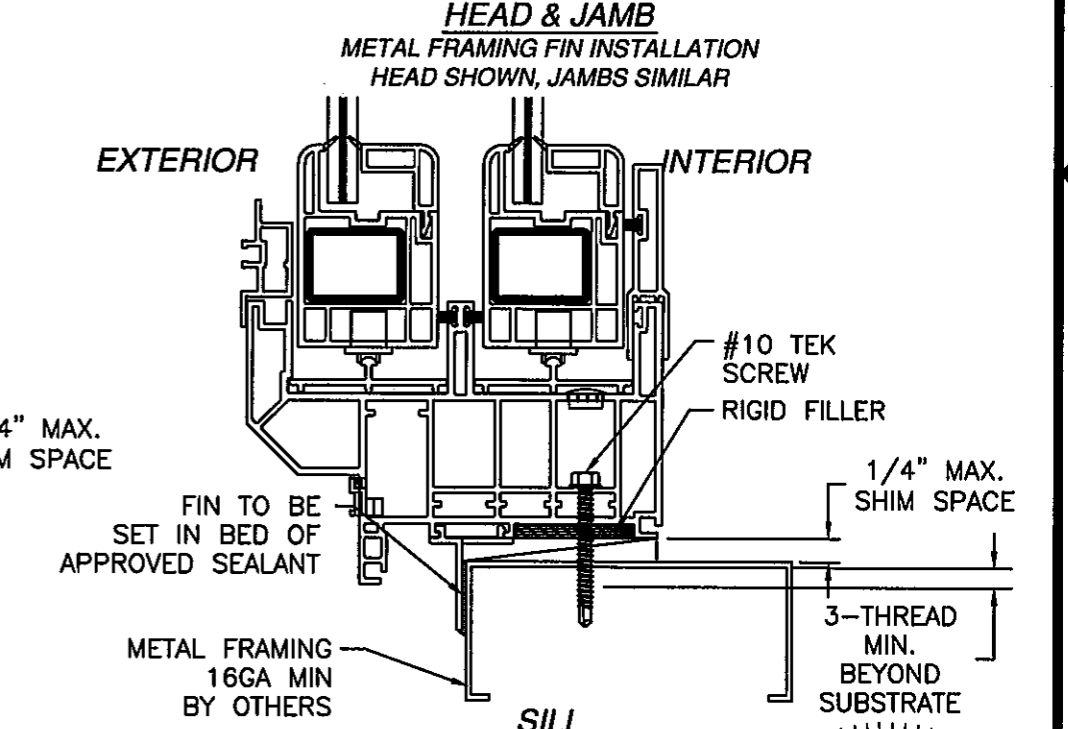
HEAD & JAMB
METAL FRAMING FIN INSTALLATION
HEAD SHOWN, JAMBS SIMILAR



SILL
CONCRETE/MASONRY FIN INSTALLATION



SILL
WOOD FRAMING OR 2X BUCK FIN INSTALLATION



SILL
METAL FRAMING FIN INSTALLATION

REVISIONS			
REV	DESCRIPTION	DATE	APPROVED
B	REVISED WOOD SCREW EDGE DIST.	09/23/10	R.L.
C	NO CHANGE THIS SHEET	10/27/11	J.J.

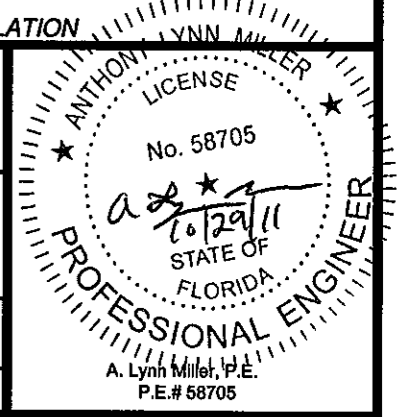
PRODUCT REVISED
as complying with the Florida
Building Code
Acceptance No. 11-1114.11
Expiration Date 12/23/2015
By *[Signature]*
Miami Dade Product Control

PGT INDUSTRIES
1070 TECHNOLOGY DRIVE
NOKOMIS, FL 34275

2/3LT HR2710MI PVC HORIZONTAL ROLLER LMI
2/3LT HR2810MI PVC HORIZONTAL ROLLER LMI
INSTALLATION DETAILS

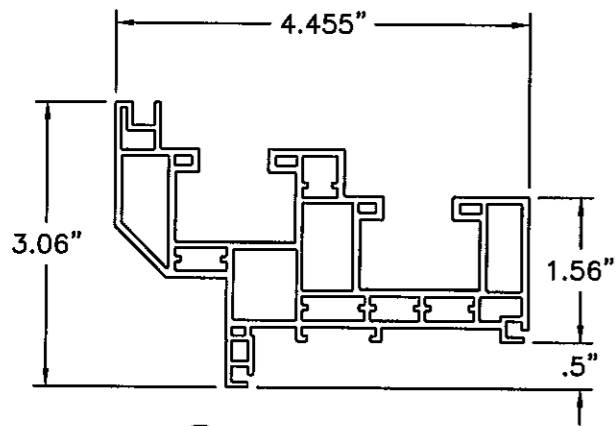
DRAWN: TJH DWG NO. 08-00883 REV C

SCALE NTS DATE 10/27/09 SHEET 10 OF 11

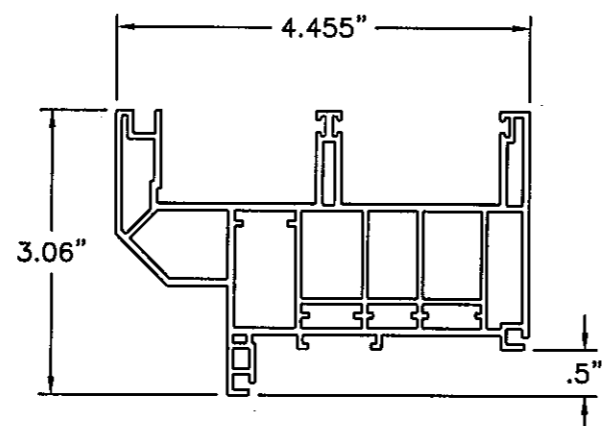


REVISIONS

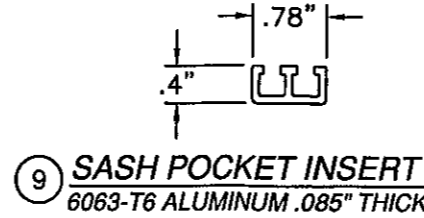
REV	DESCRIPTION	DATE	APPROVED
A	PER DADE LETTER DATED MAR. 24, 2010	5/19/10	R.L.
B	REVISED WOOD SCREW EDGE DIST.	09/23/10	R.L.
C	NO CHANGE THIS SHEET	10/27/11	J.J.



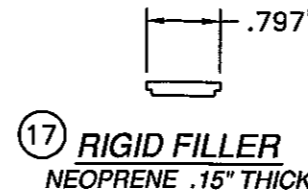
① **FRAME HEAD**
RIGID PVC .075" THICK



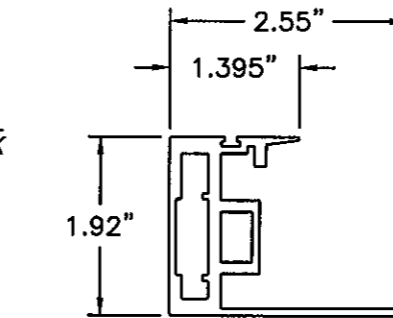
② **FRAME SILL AND JAMB**
RIGID PVC .075" THICK



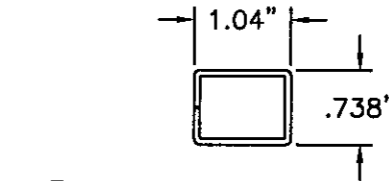
⑨ **SASH POCKET INSERT**
6063-T6 ALUMINUM .085" THICK



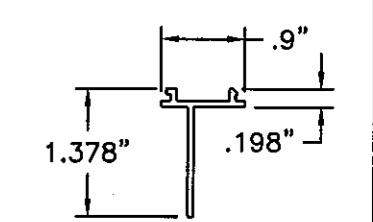
⑰ **RIGID FILLER**
NEOPRENE .15" THICK



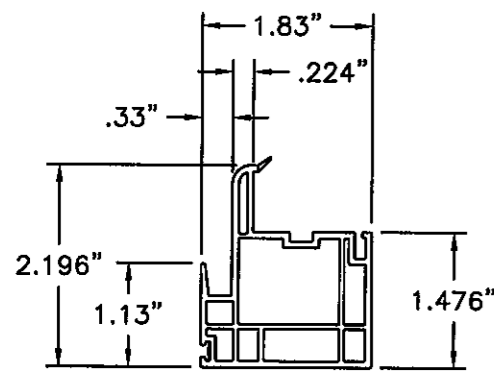
⑧ **OUTER SASH INTERLOCK**
ALUMINUM 6063-T6 .08" THICK



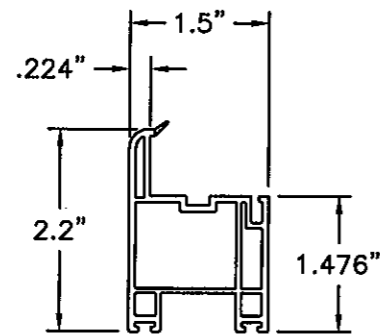
⑮ **SASH REINFORCEMENT**
16GA GALVANIZED STEEL .064" THICK



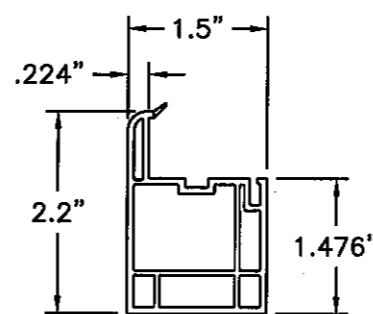
③ **FIN ADAPTER**
RIGID PVC .062" THICK



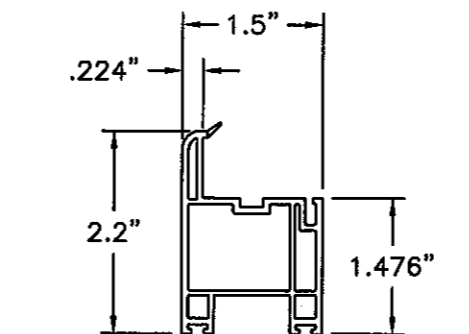
⑦ **SASH INTERNAL INTERLOCK**
RIGID PVC .07" THICK



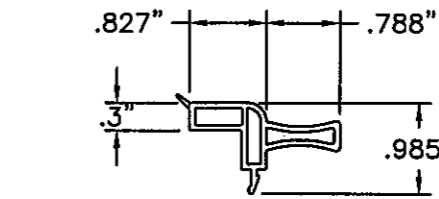
⑩ **SASH EXTERNAL INTERLOCK**
RIGID PVC .07" THICK



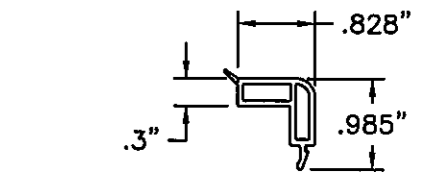
⑥ **SASH VERTICAL PLAIN**
RIGID PVC .07" THICK



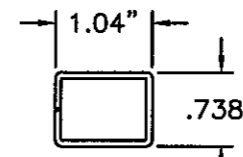
⑤ **SASH HORIZONTAL PLAIN**
RIGID PVC .07" THICK



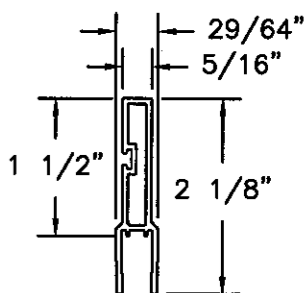
⑫ **SASH 5/16" LIFT BEAD**
RIGID PVC .06" THICK



⑪ **SASH 5/16" PLAIN BEAD**
RIGID PVC .06" THICK

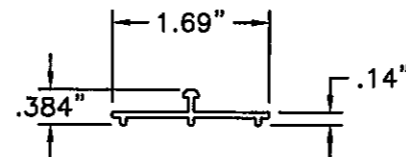


⑯ **SASH REINFORCEMENT**
14GA GALVANIZED STEEL .079" THICK

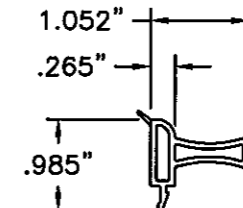


③⑤ **1 1/2" SILL RISER**
RIGID PVC .060 THICK

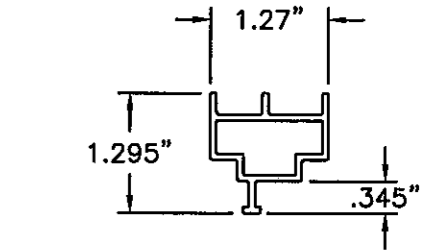
⑬ **SASH 7/8" PLAIN BEAD**
RIGID PVC .06" THICK



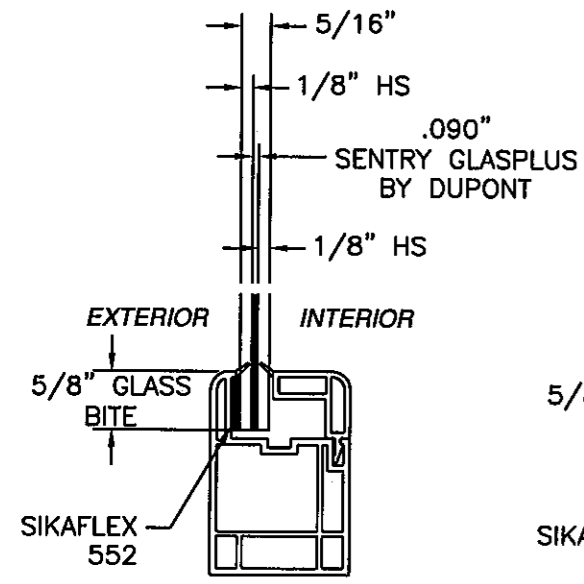
⑱ **ROLLER TRACK**
ALUMINUM 6063-T6 .06" THICK



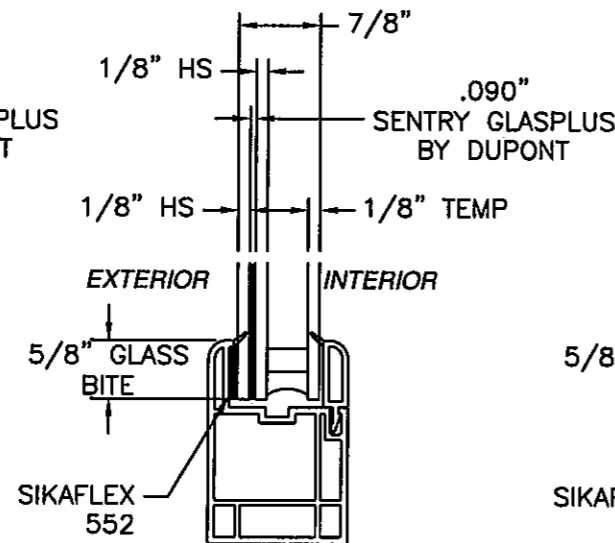
⑭ **SASH 7/8" LIFT BEAD**
RIGID PVC .06" THICK



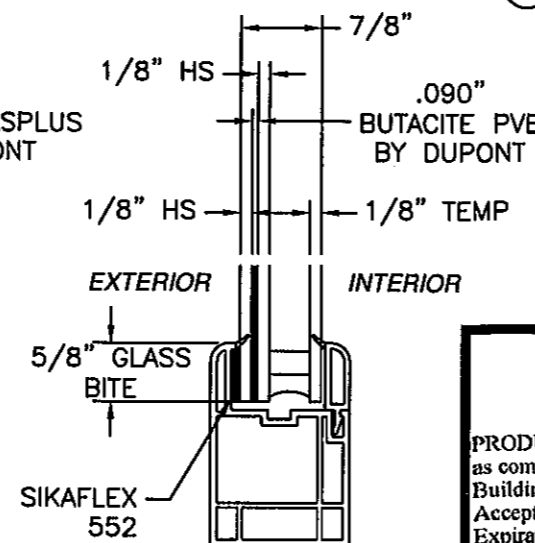
④ **HEADER POCKET INSERT**
6063-T6 ALUMINUM .065" THICK



GLASS TYPE A



GLASS TYPE B



GLASS TYPE C

PRODUCT REVISED
as complying with the Florida
Building Code
Acceptance No. 11-1114.11
Expiration Date 12/23/2016
By *[Signature]*
Miami Dade Product Control

PGT INDUSTRIES
1070 TECHNOLOGY DRIVE
NOKOMIS, FL 34275

2/3LT HR2710MI PVC HORIZONTAL ROLLER LMI
2/3LT HR2810MI PVC HORIZONTAL ROLLER LMI
COMPONENTS AND GLAZING DETAILS

DRAWN: TJH DWG NO. 08-00883 REV C
SCALE NTS DATE 10/27/09 SHEET 11 OF 11

